



119th ANNUAL
REPORT

2012 - 2013



The 119th Annual Report
of
New Zealand Cricket Inc.



2012 - 2013

OFFICE BEARERS



PATRON

His Excellency The Right Honourable Sir Jerry Mateparae GNZM, QSO,
Governor-General of New Zealand

PRESIDENT

S L Boock

BOARD CHAIRMAN

C J D Moller

BOARD

G Barclay, W Francis, The Honourable Sir John Hansen KNZM, S Heal,
D Mackinnon, T Walsh

CHIEF EXECUTIVE OFFICER

D J White

AUDITOR

Ernst & Young, Chartered Accountants

BANKERS

ANZ

LIFE MEMBERS

Sir John Anderson KBE, M Brito, D S Currie QSO, I W Gallaway,
Sir Richard J Hadlee, J H Heslop CBE, A R Isaac, J Lamason,
T Macdonald QSM, P McKelvey CNZM MBE, D O Neely MBE,
Hon. Justice B J Paterson CNZM OBE, J R Reid OBE, Y Taylor,
Sir Allan Wright KBE

HONORARY CRICKET MEMBERS

J C Alabaster, F J Cameron MBE, R O Collinge, B E Congdon OBE,
A E Dick, G T Dowling OBE, J W Guy, D R Hadlee, B F Hastings,
V Pollard, B W Sinclair, J T Sparling

STATISTICIAN

F Payne

NATIONAL CODE OF CONDUCT COMMISSIONER

N R W Davidson QC

CONTENTS




From the NZC Chief Executive Officer	9
High Performance Teams	15
Family of Cricket	47
Sustainable Growth of the Game	51
Business of Cricket	55



FROM THE CEO

With the ICC Cricket World Cup just around the corner, we'll be working hard to ensure the sport reaps the benefits of being on the world's biggest stage.





THE PREVIOUS YEAR WAS DESCRIBED AS A SEASON OF CHANGE AND THAT CHANGE CONTINUED IN 2012-13 WITH THE ORGANISATION FACING A NUMBER OF CHALLENGES.

Firstly, we completed our move to relocate New Zealand Cricket's commercial arm and support services to Auckland in September. The benefits of this move are already starting to be seen with inroads into new commercial opportunities and closer working relationships with our existing partners. The High Performance Centre in Lincoln still remains the heart of NZC with all on-field cricketing functions remaining at their existing location.

In November Brendon McCullum was appointed captain of the BLACKCAPS, replacing Ross Taylor in all three formats. NZC was under intense scrutiny during this time and a number of valuable lessons were learnt. We've moved on from this difficult period and feel the team are heading in the right direction as we build towards the ICC Cricket World Cup 2015 in New Zealand and Australia.

The last major change saw a new constitution for NZC voted in following a thorough consultative process. This resulted in an appointments panel comprising of three Major Association Chairs, Sport New Zealand representative Sir John Wells and led by NZC President Stephen Boock, recommending eight directors who were then elected at a Special General Meeting in Auckland on 19 September. Existing

members Stuart Heal, Don Mackinnon and Greg Barclay were returned to the board, with the addition of three former internationals – Sir Richard Hadlee, Martin Snedden and Geoff Allott, and two experienced directors Liz Dawson and Neil Craig. At the time of publication Heal was the board's interim chair, with a permanent chair to be voted in at the first board meeting on 23 October.

I'd like to acknowledge the significant contribution of outgoing Chair Chris Moller who has guided the board for the last three years after joining the Board two years earlier. We'd also like to thank outgoing directors Bill Francis, Therese Walsh and Sir John Hansen for their generous service to the game.

A new initiative saw NZC invite all former BLACKCAPS and White Ferns captains to a forum, where we sought feedback and ideas for improvement from some of the country's most knowledgeable cricketers. We hope to do this on an annual basis to encourage these legends of our game to continue to make a contribution to cricket in New Zealand.

Another new initiative saw former international players and officials invited to a luncheon during the third Test against England at Eden Park. This will also become an annual event with functions to be held around the country during the international series.

ICC Cricket World Cup 2015

In late July the draw and match

schedule for ICC Cricket World 2015 was announced to the delight of Kiwi cricket fans, who will get to see the world's best on our shores. Nearly half of the matches, 23 of 49, will be hosted in New Zealand including a quarterfinal in Wellington and a much sought-after semifinal in Auckland. Nelson and Christchurch were two big winners from the announcement, with international cricket returning to the garden city for the first time since the devastating 2011 earthquake.

The following month a new-look Hagley Oval was given approval by the Environment Court to host the CWC 2015 matches and be developed as the home of Canterbury Cricket. We are thrilled that international cricket will return to Christchurch after the absence following the earthquake.

CWC 2015 is a massive opportunity for our sport on a number of fronts. It is critical that NZC works closely with the Major Associations, stadia around the country, local and central government, and the CWC organising committee to maximise the opportunities from this event.

BLACKCAPS

It was a year of highs and lows for our flagship team the BLACKCAPS. There were four series victories, including two memorable One Day International series victories in South Africa and England. While Test results were disappointing on paper, a Test win in Sri Lanka and a near series victory against England at home were two positives.

There were promising signs from a number of our players in all formats, in particular our young bowling attack. Three individual performances stand out from the season:

- Brendon McCullum's 123 (58 balls) at the ICC World Twenty20 - the highest score in a Twenty20 International (since beaten by Aaron Finch)
- Martin Guptill's unbeaten 189 - the highest ODI score by a New Zealander
- Tim Southee's 10-wicket bag at Lord's - making him the second New Zealander on the 10 wicket honours board at the home of cricket.

We also said goodbye to our third highest Test wicket taker Chris Martin - a great servant of the sport and a simply brilliant cricketer.

White Ferns

In the first year under new coach Katrina Keenan, the White Ferns took some significant steps forward with captain Suzie Bates leading from the front. A historic first ever Twenty20 series victory over Australia was of particular note, while the side also made a competitive showing in the ODI Rose Bowl series.

While disappointed to not reach the final in either of the ICC Women's World Twenty20 or Women's One Day World Cup, Bates received the highest individual accolade when she was named player of the tournament in

the latter. Bates is also one of four players to receive our first ever NZC contracts for women.

Domestic

The recent HRV Cup season was extremely well received, largely thanks to the introduction of Friday night games under lights. Its success has led to next season's Twenty20 action featuring both Friday and Saturday night games in the opening rounds. The Ford Trophy one day competition continues to produce some outstanding individual efforts as shown by Jamie How's record knock of 222 - the second highest List A score of all time. Traditional cricket fans enjoyed another bumper season of Plunket Shield four day matches, which continue to provide a valuable platform for up and coming players

Partners

Strong crowds and record TV numbers were features of the 2012-13 season alongside a wealth of support from our commercial partners. With a vocal Barmy Army in town, the ANZ International Series against England saw a 38% increase in crowd attendances from last year, including a sold out Test in Wellington.

A special thanks to our major partner ANZ who seamlessly transitioned from the National Bank sponsorship and continue to be a great supporter of our game.

Thanks also to our two broadcast partners - Pitch International and SKY Television - for their continued support and investment in NZC.

TV viewership numbers for both the international and domestic seasons showed big increases, with the ANZ International Series up by 20% and the HRV Cup up considerably by 50%.

Staff

I'd like to thank the hard-working team at NZC who regularly put in long hours behind the scenes as we strive towards our objective of more people playing, more people watching.

The summer ahead, with two big tours, will be an incredibly busy one for our team but it's important that we deliver under pressure as we build towards hosting CWC 2015.

Looking forward

Over the next year there are a number of strategic initiatives underway based on the NZC Strategic Plan, including:

- Implementation of the more focused and structured commercial strategy for both international and domestic cricket.
- Appointment of a General Manager High Performance, and the effective implementation of NZC's High Performance Plan.
- Working with the Major Associations to overhaul the domestic cricket operating model - driven by the new position of General Manager Domestic Cricket.

- Working closely with the Major Associations and Districts to strengthen community involvement and the financing of the grassroots game - led by the new role of General Manager Amateur Cricket.
- The successful rollout of the National Player and Fan Database, called CricketBase.

Finally, the upcoming ANZ International Series against the West Indies and India will see 37 days of international cricket played this summer, including a BLACKCAPS ODI in Nelson for the first time. With the ICC Cricket World Cup just around the corner, we'll be working hard to ensure the sport reaps the benefits of being on the world's biggest stage. It's an exciting time for cricket in New Zealand.



David White
NZC Chief Executive Officer



HIGH PERFORMANCE TEAMS

The third and deciding Test in Auckland was one of the most thrilling in the game's history, with the BLACKCAPS needing just six wickets on the final day to claim the victory.



THE BLACKCAPS AND WHITE FERNS ARE NEW ZEALAND CRICKET'S FLAGSHIP TEAMS ON THE INTERNATIONAL STAGE. THEIR PERFORMANCES ARE A STRATEGIC PRIORITY AND SIGNIFICANT BUSINESS DRIVER FOR NZC, CONTRIBUTING CONSIDERABLY TO THE DEVELOPMENT OF THE GAME AT ALL LEVELS.

BLACKCAPS in India

The BLACKCAPS arrived in India in August to play two Tests and two Twenty20s ahead of the ICC World Twenty20 the following month. A strong showing from India in the Tests saw the BLACKCAPS defeated 2-0, but the New Zealand side fought back to win the Twenty20 series 1-0 after the first match was rained out.

India triumphed by an innings and 115 runs in the first Test, with Ravichandran Ashwin tearing through the BLACKCAPS batsmen with match figures of 12-85. The second Test however was a much closer affair, with India having to overcome a Ross Taylor century and eight wicket-haul from Tim Southee to win by five wickets.

Taylor made 113 in the first-innings to push the BLACKCAPS through to a total of 365. Despite a century from Virat Kohli in India's reply, Southee ripped through the home side's batting line-up to secure the BLACKCAPS a 12-run first innings lead and in doing so collected career best figures of seven for 64 in an innings. The BLACKCAPS posted 248 in their second innings, setting India 262 to win. Kohli once again proved hard to remove though, making an unbeaten

51 to lead his side to victory.

The focus then shifted to preparation for the ICC World Twenty20 in Sri Lanka with two Twenty20s. Rain saw the first match in Visakhapatnam abandoned without a ball being bowled, but the next match was a thriller, with the BLACKCAPS victorious by a single run. Brendon McCullum crushed 91 from 55 balls in the first innings to help set India 167 to win. A knock of 70 from Kohli saw India come within striking distance, but some last over heroics from James Franklin saw New Zealand home to claim a 1-0 series victory.

ICC World Twenty20 tournament

The BLACKCAPS progressed through to the Super Eight stage of the ICC World Twenty20 in Sri Lanka in September and were unfortunate not to have gone further, losing two of their three play-off matches in superovers.

The BLACKCAPS started the tournament with a bang thanks to Brendon McCullum's record-breaking innings of 123 off 58 balls. McCullum destroyed Bangladesh's bowling attack and took the New Zealanders through to 191 for three after 20 overs. Kyle Mills and Tim Southee then finished off the job for the BLACKCAPS, taking three wickets apiece to restrict Bangladesh to 132 for eight.

They lost their next match to Pakistan by 13 runs, with a number of the top order making starts but no one kicking on enough to surpass their opposition's total of 177. Despite the loss they moved through to the Super Eight.

They faced Sri Lanka next and came agonisingly close to victory, only to be denied in a superover. Rob Nicol (58) led the BLACKCAPS to 174 for seven in the first innings, but the bowlers struggled to contain Tilikaratne Dilshan (76) in Sri Lanka's response. James Franklin came on and took two key wickets, while the BLACKCAPS also created two run-outs. It left the match tied after 20 overs each, but the BLACKCAPS were unable to chase down Sri Lanka's 13 in the superover.

The next match against England wasn't as dramatic, with the BLACKCAPS defeated by five wickets. A 50 from Franklin saw his side reach 148 for six, but it was well short of a par score and England completed their pursuit with seven balls in hand.

Other results favoured the BLACKCAPS though, meaning a win in their final game against the West Indies could still see them through to the semifinals. They were set 140 to win by the West Indies, but looked well off the pace until a timely innings of 62 not out from Ross Taylor resurrected their hopes. Taylor's dynamic stroke play forced the game to a superover, where he once again featured prominently to see New Zealand make a very competitive 17. The West Indies however managed the miraculous, with Chris Gayle handing the BLACKCAPS their second superover loss and destroying their title aspirations.

BLACKCAPS in Sri Lanka

The BLACKCAPS had a difficult tour of Sri Lanka in November with weather

dominating most of the ODI series which the hosts won 3-0. The Test series however was shared 1-1, with the BLACKCAPS claiming their first Test victory in Sri Lanka in 14 years.

After the opening Twenty20 and ODI matches were rained out, the BLACKCAPS played the second 50 over game in Pallekele. The visitors made 250 for six in the first innings, with Ross Taylor's 72 leading the way. Sri Lanka was 118 for three in the 23rd over, when weather intervened and the home side were awarded the match via the Duckworth-Lewis system by 13 runs.

Weather shortened the next match once again, with the BLACKCAPS posting 188 for six from 33 overs thanks to 96 not out from BJ Watling. A Tilikaratne Dilshan century saw Sri Lanka succeed in their chase though, reaching their target with seven wickets in hand.

It was the same result under similar circumstances in the fourth ODI, with Sri Lanka wrapping up the series 3-0. The BLACKCAPS had looked to be on top in the fifth and final match, only for rain to again interfere and force a no-result.

The Test series didn't start off much better for the BLACKCAPS, with Sri Lanka recording a comfortable 10-wicket victory. A third innings collapse meant New Zealand only set Sri Lanka 93 to win and the hosts easily accounted for the required runs.

The string of unfavourable results saw the BLACKCAPS head into the second Test under heavy scrutiny, but they alleviated some of that pressure with a historic 167-run win. Taylor and Tim Southee inspired the victory, with Taylor making scores of 142 and 74 and Southee collecting match figures of eight for 120. Taylor was a part of a 262-run third wicket partnership with Kane Williamson (135) in the first innings to help them reach 412 in tough conditions. The match was won late on the fifth day and snapped a five match-losing streak by the BLACKCAPS.

BLACKCAPS in South Africa

The BLACKCAPS arrived in South Africa in December to take on what was regarded as one of the strongest Proteas teams in history. The hosts set about showing why, with victories in both the Twenty20 and Test series, but were upset in the ODIs after the BLACKCAPS rallied to win the 50 over format 2-1.

The BLACKCAPS started with a heavy eight-wicket loss in their first Twenty20 in Durban, but the series was soon level thanks to a scintillating century to Martin Guptill in the second match. The dynamic opener made an unbeaten 102, slamming a four off the final ball of the game to secure the victory and himself a maiden Twenty20 century. The decider was a more one-sided affair, with the BLACKCAPS falling 33 runs short of South Africa's first innings total of 179. The following Test series was a forgettable one for the New Zealanders, with South Africa

showing why they were ranked no.1 in the world, wrapping up two comprehensive wins.

The low point came in the first innings of the first Test. A seaming Cape Town wicket and in-form South African bowling attack led by Vernon Philander saw the BLACKCAPS dismissed for just 45. South Africa went on to build a sizable lead and despite a spirited 109 from Dean Brownlie in the second innings, wrapped up the match by an innings and 27 runs.

The hosts were dominant once again in the second match, with three of their batsmen making centuries in the first innings to amass a huge total of 525 for eight. After being dismissed for 121, the BLACKCAPS were forced to follow on and were unable to make South Africa bat again as they were all out for 211. It gave the Proteas an innings and 193-run win and secured them the series 2-0.

The team's disappointment from the Test matches was evident, but they rebounded brilliantly to claim an ODI series victory in South Africa for the first time in BLACKCAPS history.

A low scoring encounter in the first match at Paarl saw the BLACKCAPS pursuit go down to the final wicket, but a match winning 47 not out from James Franklin saw them surpass South Africa's 208 in the 46th over and take a 1-0 lead.

The next match belonged to one man - Kane Williamson. The BLACKCAPS no.3 smashed a career high score of 145 not out off 136 balls, launching his side to 279 for eight from their 50 overs. It was a batting display which drew praise from commentators around the world. Five run-outs in the South African innings saw their chase come to an end as they succumbed by 24 runs.

The BLACKCAPS then had a chance to complete a clean sweep and were only denied by a last ball boundary from Ryan McLaren. Behind three different half centuries, the BLACKCAPS posted 260 for nine in the first innings, but it looked destined not to be enough as Graeme Smith constructed a well-made century in reply. Late wickets tightened things up and on the final ball South Africa needed three runs to win. McLaren obliged with a six, giving South Africa a consolation one-wicket win.

ANZ International Series v England

England won both the Twenty20 and ODI series 2-1 with wins in the final matches of both three matches series, while the Test series in March went down to the wire in the final session of the third Test in Auckland. The whole country was enthralled as the BLACKCAPS bowlers tried to snatch the final English wicket and with it what would have been an historic series victory.

After England won the opening Twenty20 by 40 runs at Eden Park, the BLACKCAPS grabbed a 55-run victory in the second match thanks

to Brendon McCullum's 74 and James Franklin claiming four for 15. Sadly the series decider in Wellington saw a comfortable 10-wicket victory to England.

The BLACKCAPS started the ODI series with a strong three-wicket victory in Hamilton, with Kane Williamson (74), McCullum (69 not out) and a late flurry from an injured Martin Guptill (27). Mitchell McClenaghan led the bowling effort with four for 56.

England comfortably won the second match by eight wickets in Napier, despite a century from Ross Taylor and 74 from McCullum. In the deciding match, captain McCullum continued his rich vein of form with 79 but the total of 185 was too easy for the visitors.

The opening Test in Dunedin fizzled into a draw after a rained out first day. The bright spots were 171 on debut from local star Hamish Rutherford, and four for 43 from debutant spinner Bruce Martin.

England started well in the second Test in Wellington with centuries from Nick Compton and Jonathan Trott, but the match ended in a draw due to rain on the last day.

The third and deciding Test in Auckland was one of the most thrilling in the game's history, with the BLACKCAPS needing just six wickets on the final day to claim the series victory. The near win was set up thanks to a century in both innings by opener Peter Fulton and Trent Boult's first five wicket bag in a Test (6-68).

Part-time spinner Kane Williamson (4-44) had the whole country glued to the final session coverage as he took two of the three wickets needed for victory in the same over. But England's Matt Prior held out to ensure the match ended in a heart-breaking draw.

BLACKCAPS in England

After a lesson in Test cricket in May from the highly-ranked English team, the BLACKCAPS secured a convincing ODI series victory 2-1 and a Twenty20 series win with the last of the two Twenty20 matches washed out.

In the first Test at the home of cricket, New Zealand were in a solid position needing 239 to win their second ever Test at Lord's. But the BLACKCAPS collapsed to be all out for 68 in the second innings, with Stuart Broad doing the majority of the damage with figures of seven for 44. One bright spot in the match was Tim Southee's 10 for 108 - ensuring he became only the second Kiwi on the 10 wicket Lord's honours board.

England flexed their muscle in the second Test with a commanding 247-run victory at Headingley after yet another poor batting effort from the visitors. A washed out first day and persistent rain on day four couldn't save the BLACKCAPS. The Kiwi bowlers again put in a solid effort in the match with Trent Boult snatching another five-wicket bag (5-57).

On to the ODI three match series, and with it a sharp turnaround in the BLACKCAPS form. Martin Guptill was the star of the show with an unbeaten 103 in the first match at Lord's to

see his side to victory, and a record-breaking 189 not out in game two to wrap up the series.

Chasing 228 to win in the opening match, Guptill and Ross Taylor (with a third-wicket stand of 120) led the BLACKCAPS to victory with three overs to spare.

The series was won in Southampton with an 86-run victory as Guptill re-wrote the record books with his unbeaten 189 as New Zealand reached 359 for three. His magical innings was the highest from a Kiwi in an ODI, surpassing Lou Vincent's 172 against Zimbabwe in 2005. The innings, featuring 19 fours and two sixes with a strike rate of 122, went to no.6 on the ODI highest scores list, equalling an effort from the great Viv Richards.

England won the third match at Trent Bridge by 34 runs.

After the Champions Trophy, the BLACKCAPS played two Twenty20 fixtures against England at the Oval in London - winning the first by five runs thanks to half centuries from Brendon McCullum and Hamish Rutherford, while the second was washed out with just two balls bowled.

ICC Champions Trophy

Rain was the dominant factor in the Champions Trophy in June with the BLACKCAPS failing to make the semifinals after a close victory over Sri Lanka, a washed out match against Australia and a rain-affected loss to England.

Having been regular semifinalists in this tournament, it was a disappointing result after the promising build-up of the ODI series victory over England.

The BLACKCAPS started the tournament in Cardiff against Sri Lanka. Tasked with what looked like a simple run chase of 139 after a sublime bowling performance, New Zealand lost all but their last wicket before claiming the victory. Mitchell McClenaghan had the best bowling figures of four for 43, while Nathan McCullum collected the man of the match award with two for 23 and 32 with the bat.

The next match against Australia in Birmingham was washed out early in the New Zealand innings after Australia made 243.

And in the final pool match, the BLACKCAPS just needed a win or a draw to secure their spot at the top of Group A. Sadly, persistent rain in Cardiff reduced the match to 24 overs and the BLACKCAPS fell just 10 runs short of the English total of 169, despite a fightback from Kane Williamson (67) and debutant Corey Anderson (30).

New BLACKCAPS

The following players were awarded Test caps during the year:

Todd Astle	#257
Colin Munro	#258
Bruce Martin	#259
Hamish Rutherford	#260

All of those players apart from Astle and Martin also featured for the BLACKCAPS in limited overs matches, as well as Mitchell McClenaghan, James Neesham, Luke Ronchi and Corey Anderson.

White Ferns

The White Ferns had a solid 2012-13 season under new coach Katrina Keenan, showing vast improvement from the previous year. A rare series victory over Australia was the highlight, but the side were disappointed to be knocked out before the finals of both the ICC Women's World Twenty20 and ICC Women's World Cup.

There were a number of standout individual performances over the season, but of particular note was captain Suzie Bates being named Player of the Tournament at the ICC Women's World Cup, leading to her being ranked the number one batsman in the world.

ICC Women's World Twenty20

After making their way through to the semifinals in Sri Lanka in September, the White Ferns were eliminated from

the ICC Women's World Twenty20 by a strong England side. The Kiwis had earlier recovered from a loss in their opening pool match against the West Indies, recording comfortable victories over Sri Lanka and South Africa to advance to the final four.

In their opening match against the West Indies, the White Ferns fell victim to a mid-order collapse and were restricted to 117 for nine. In reply, the West Indies lost two wickets in the first two overs to give the White Ferns a fighting chance. Unfortunately the pair of Stefanie Taylor (35) and Deandra Dottin (58 not out) proceeded to take control and recorded a seven-wicket West Indies victory. It meant that the New Zealand side needed to win their final two pool matches to guarantee a place in the semifinals. They responded to the pressure though, first beating South Africa by 22 runs, before toppling Sri Lanka by eight wickets. Sophie Devine took control with the bat against South Africa, making 59 from 46 balls to lead the White Ferns to a winning total of 151 for five. A team effort with the ball was Sri Lanka's undoing, with the White Ferns dismissing them after 17.4 overs for 89 - a total they would surpass after 15.4 overs.

That set up a semifinal with England, who had topped Pool A. From the outset New Zealand looked shaky, with Suzie Bates run-out for a duck. Amy Satterthwaite provided the most resistance with 30, but after 20 overs the White Ferns had been held to 93 for eight. England looked comfortable throughout their pursuit and booked

a place in the final after 17.2 overs with seven wickets in hand.

Erin Bermingham finished the tournament as the third leading wicket-taker and was named in the Tournament XI.

Rose Bowl in Australia

After taking game one of the Rose Bowl ODI series, the White Ferns were unable to capitalise on their lead, as Australia took the remaining matches to finish 3-1 victors.

Fast bowler Rachel Candy took four for 25 from nine overs to help limit the hosts to 248 all out in the opening match. Her efforts were backed up with the bat by a brilliant second-wicket partnership between Suzie Bates and Amy Satterthwaite worth 168 runs. Satterthwaite fell on 98, but Bates went on to make 122 not out and secure the victory with seven wickets and 5.1 overs to spare.

The second match saw another strong batting performance from the White Ferns, with the same two batsmen producing big scores again. Bates backed up her ton with 59, while Satterthwaite became the second White Fern to make a century in the series with a knock of 109. Sara McGlashan also produced a run-a-ball 51 to elevate the New Zealand side to 288 for six. Unfortunately a measured batting approach from Australia saw them reach their target with four wickets to spare, levelling the series.

Australia dominated the third match, with an unbeaten 103 from opening

batsman Meg Lanning helping chase down the White Ferns first innings total of 177. The final match was a much closer affair, with Australia holding on to defend their total of 267 by seven runs. A well made 64 from Nicola Browne and another half-century from Bates (54) saw New Zealand get within striking distance, but late wickets stemmed their run-rate and they finished short at 260 for eight.

WT20 International Series in Australia

The White Ferns beat the Twenty20 World Champions Australia 2-1 in January in a memorable away series victory. A short sharp three match series in Melbourne saw each team collect a hard-fought win in the opening two matches, before the White Ferns cruised to a seven wicket victory in the decider.

In the first match, a knock of 76 from Australia's Meg Lanning set the New Zealand side a competitive 152 target. In reply the White Ferns were struggling at 11 for two, but a partnership of 67 between Suzie Bates (42) and Sophie Devine (39) kept the game alive. Their dismissals swung the momentum back to Australia at 94 for eight, but the arrival of Nicola Browne at the wicket changed things again, with the dynamic all-rounder smashing 34 from 17 balls to lead the White Ferns to a spectacular six-wicket victory in the final over.

The next encounter was just as close, with Australia edging out a five-wicket win off the penultimate ball. A strong all-round performance from

the White Ferns top order gave them a score of 132 for six from their 20 overs. Australia's innings once again revolved around Lanning, who made 64 from 56 balls. She didn't have a steady partner at the other end however and Australia struggled to keep up with the required run-rate, but Jodie Fields (14 not out) and Sarah Coyte (9 not out) squeezed out the win.

The third and final match was not nearly as close, with the White Ferns comfortably chasing down Australia's 134. The opening pair of Bates (67) and Lucy Doolan (35) put on 101 for the first wicket to all but guarantee the victory. Their dismissals had little impact, with Devine (10 not out) and Sara McGlashan (4 not out) securing the silverware with 11 balls in hand. This was the first time the White Ferns had ever beaten Australia in a Twenty20 series.

ICC Women's World Cup

The White Ferns had high hopes heading into the ICC Women's World Cup in January, but left disappointed after missing out on the final. After progressing to the Super Six, they fell short in the decisive match against the West Indies, before losing to England in the play-off for third. Early victories over South Africa and Pakistan ensured they would be involved in the Super Six stage, despite losing their final pool game to Australia. A spectacular innings of 145 from Sophie Devine led the White Ferns to a 151-run win over South Africa in their opener, before a spell of five for 19 from Rachel Candy limited Sri Lanka to 104 all out in the second

match and gifted the New Zealanders a seven-wicket victory.

A Suzie Bates century (102) saw the White Ferns post a competitive 227-6 in their last pool game against Australia. Unfortunately Meg Lanning, as she had done all summer, terrorised the White Ferns bowlers in reply and brought up a ton of her own. Jess Cameron was the other Australian batswoman to damage the White Ferns chances, making 82 and helping her side to a seven-wicket victory.

After comfortably seeing off Sri Lanka by eight wickets in their opening Super Six match, the White Ferns then needed to beat at least one of the West Indies and England. A shaky batting performance saw them fall to the West Indies, with Rachel Priest's 36 in vain as the White Ferns fell 49 runs short of their target of 208.

That loss made their encounter against England a must win game. Behind 88 from Sarah Taylor, England posted 266 for six from their 50 overs, leaving the White Ferns a big chase. Amy Satterthwaite responded well by making 103 from 126 balls, but didn't find the support needed from the middle order. In the end the White Ferns were restricted to 251 for nine, suffering a 15 run loss and losing any chance of making the final.

They faced England again in a play-off for third, but despite another strong showing from Satterthwaite (86), went down by four wickets and were resigned to fourth.

Bates received the ultimate personal accolade, named player of the tournament and captain of the tournament team. The White Ferns captain scored 407 runs at an average of 67.83 - both tournament bests.

Domestic Cricket

Plunket Shield

Having come second last season, the Central Stags went one better in the 2012-13 Plunket Shield competition, reigning supreme in the premier four day First Class competition for the first time since 2004-05.

It came down to the final day of the final round to determine a victor, with the Stags and Otago Volts locked in a tight battle until the very end. Central held on to finish on 132 points, 10 ahead of their southern rivals. The Northern Knights rounded out the top three on 100 points.

HRV Cup

Following a loss in the first game of the competition, the Otago Volts were very impressive in going undefeated in their next 10 matches to claim their second Twenty20 title.

The southerners comfortably finished top of the table at the conclusion of the round-robin and faced the Wellington Firebirds in the final, who had knocked out Auckland in the preliminary final.

Import James Fuller (4-24) gave the Volts the early upper-hand by limiting the Firebirds to 143 from their 20 overs. In reply the Volts kept calm to negate the target with four wickets and nine balls to spare. Opening batsman Neil

Broom led the chase, making 60 from 52 deliveries.

Ford Trophy

The Auckland Aces came out on top in a low-scoring and tense Ford Trophy final against the Canterbury Wizards, claiming their second one day title in three years. Captain Gareth Hopkins played the steady hand for his side, making an unbeaten 34 to help navigate his side beyond their target of 140 with three wickets in hand.

Earlier Peter Fulton (41) and Tom Latham (42) had built a platform for the Wizards, but found little assistance from their middle and lower-order. A strong all-round bowling performance from the Aces led by Michael Bates (3-30) proved too much and they were all out for 139 after 34.5 overs.

Auckland had finished top of the table in the round-robin as well, winning five of their eight games and having one abandoned. Canterbury was one point behind in second, while Wellington finished level on points with Northern Districts in third.

Champions League Twenty20

As winners of the 2012-13 HRV Cup, the Auckland Aces became the first New Zealand team to go through to the qualifying stages of the Champions League in back-to-back seasons.

Held in South Africa, Auckland won both their qualifying matches convincingly to go through to the main draw. They joined the Delhi Daredevils, Kolkata Knight Riders, Perth Scorchers and Nashua Titans in Pool A and needed to finish in the top two to progress to the semifinals.

They won their first game against the Knight Riders convincingly, but lost to the Titans and had their match against the Daredevils abandoned due to rain. They needed a big win over the Scorchers to have any chance of progressing, but fell short by 16 runs to finish tied for third in their group.

Import Azhar Mahmood was the standout player for the Aces, leading the team in both runs (160) and wickets (10) in the tournament.

NORTHERN KNIGHTS

Plunket Shield: 3rd

HRV Cup: 4th

Ford Trophy: 4th

Captain: Brad Wilson,
James Marshall, Scott Styris

Coach: Grant Bradburn

The SKYCITY Northern Knights finished mid table in all three competitions, and more than played their part in the outcomes of all three trophies.

The Knights were well in the hunt in the HRV Cup, but ultimately missed out on the finals after losing to the Wellington Firebirds by nine runs at the Basin Reserve, leaving their fate in the hands of other teams.

Brent Arnel had a fantastic season in the Plunket Shield, topping the wickets tally for the competition. Daryl Mitchell was the Knights' top Plunket Shield runs scorer, closely followed by captain James Marshall. The Knights were unable to put together a consistent run in the competition to challenge for the shield, but battled hard and claimed some solid victories throughout the season.

In the Ford Trophy, the Knights were hosting the Central Stags when Jamie How scored his barnstorming innings of 222, as part of a record shattering total of 417. Despite the punishment metered out to their bowlers, the Knights made a great fist of the chase. They matched the imposing required run-rate, with Anton Devcich, Jono Hickey, Jono Boult and Graeme Aldridge all making half centuries,

only to lose by an agonising 19 runs. Despite the result going against them, it was a remarkable days cricket to be part of.

The Knights qualified for the finals, but their season ended with a bit of a whimper, only posting a below par 140 against the Firebirds at the Hawkins Basin Reserve (echoing their HRV Cup exit), which the home side chased down with ease.

The 2012-13 season felt like the end of an era for the Knights - coach Grant Bradburn moved on and was replaced by his assistant James Pamment.

Captain James Marshall called time on his 16-year career with the Knights, with the experienced Daniel Flynn stepping up to assume the captaincy for all three forms in 2013-14. They'll also welcome fast bowler Scott Kuggeleijn, who has committed himself to Northern Districts after two seasons with Wellington.

As with last year, the Knights were well represented in the New Zealand Cricket contracts for 2013-14, with Trent Boult, Tim Southee, BJ Watling, Kane Williamson all on the list, as well as Corey Anderson securing a contract for the first time.



PLUNKET SHIELD: 3RD

Opponent	Played	Won	Lost	Draw	Abandoned
Auckland Aces	2	1	1		
Canterbury Wizards	2	1		1	
Central Stags	2		1	1	
Otago Volts	2		1	1	
Wellington Firebirds	2	2			
Overall	10	4	3	3	

HRV CUP: 4TH

Opponent	Played	Won	Lost	Tie	Abandoned
Auckland Aces	2	1	1		
Canterbury Wizards	2	1	1		
Central Stags	2	1	1		
Otago Volts	2	1	1		
Wellington Firebirds	2	1	1		
Overall	10	5	5		

FORD TROPHY: 4TH

Opponent	Played	Won	Lost	Tie	Abandoned
Auckland Aces	2	1			1
Canterbury Wizards	1		1		
Central Stags	2	1	1		
Otago Volts	2	2			
Wellington Firebirds	2		2		
Overall	9	4	4		1

AUCKLAND ACES

Plunket Shield: 6th

HRV Cup: 3rd

Ford Trophy: 1st

Captain: Gareth Hopkins

Coach: Paul Strang

The Auckland Aces finished the season with the Ford Trophy in the cabinet, to go with a solid third in the HRV Cup, but a disappointing last place in the Plunket Shield.

The Aces made Eden Park no.2 their fortress in the Ford Trophy racking up some huge scores. They piled on 356 against the Canterbury Wizards in early March, before turning around and punishing the Firebirds bowlers for 383 three days later. Colin Munro and Gareth Hopkins were the pick of the strong Aces batting line up, both finishing with batting averages above 50 and making big hundreds along the way.

The final was memorable for wickets tumbling and a Canterbury fightback that almost cost the Aces dearly. After dismissing the Wizards for a sub-par 139, with Chris Martin taking two for 39 from seven overs in his last match for the Aces, Auckland appeared to be cruising at 95 for two. Five quick wickets for 36 runs caused some serious heart palpitations for their supporters, before getting their hands on the trophy.

The Aces also enjoyed a strong HRV Cup campaign, finishing in third place, before losing the preliminary final by 23 runs to the Wellington Firebirds.

This limited over form did not transfer to the four day game - the Aces finished the season propping up the Plunket Shield table, despite promising signs early in the season.

Individual highlights included Bruce Martin earning a long awaited BLACKCAPS call up. Martin performed credibly against England in the home series in particular, and was rewarded with a New Zealand Cricket contract for 2013-14. Mitchell McClenaghan also established himself in the BLACKCAPS side in the short form, before injury slowed his progress. Martin Guptill, Kyle Mills and Colin Munro were the other Aces to win NZC contracts.

In 2013-14 the Aces will be without veteran bowler Chris Martin, who retired from all cricket at the end of the season on a potentially agonising 599 First Class wickets. Wicketkeeper Reece Young also retired from cricket, as the most capped Auckland player, with 97 First Class matches to his name, and the record for most dismissals for Auckland with 258.



PLUNKET SHIELD: 6TH

Opponent	Played	Won	Lost	Draw	Abandoned
Canterbury Wizards	2	1	1		
Central Stags	2		2		
Nothern Knights	2	1	1		
Otago Volts	2		2		
Wellington Firebirds	2			2	
Overall	10	2	6	2	

HRV CUP: 3RD

Opponent	Played	Won	Lost	Tie	Abandoned
Canterbury Wizards	2	2			
Central Stags	2	1	1		
Nothern Knights	2	1	1		
Otago Volts	2		2		
Wellington Firebirds	3	1	2		
Overall	11	5	6		

FORD TROPHY: 1ST

Opponent	Played	Won	Lost	Tie	Abandoned
Canterbury Wizards	4	4			
Central Stags	1	1			
Nothern Knights	2		1		1
Otago Volts	1		1		
Wellington Firebirds	2	2			
Overall	10	7	2		1

WELLINGTON FIREBIRDS

Plunket Shield: 4th

HRV Cup: 2nd

Ford Trophy: 3rd

Captain: Stephen Murdoch, James Franklin, Grant Elliott, Michael Papps

Coach: Jamie Siddons

The Wellington Firebirds were in trophy contention for both limited overs competitions in 2012-13 making the HRV Cup final before missing out to the Otago Volts.

Wellington's batting got off to a galloping start more often than not. Jesse Ryder was in expansive and explosive form, regularly hitting a whirlwind of boundaries from not many balls in the HRV Cup in particular. He started the season with 90 from 57 balls against the Canterbury Wizards, and followed that up shortly afterwards with 75 from 26 in Napier. Ryder finished the Twenty20 season with 584 runs, well clear of anyone else.

In the HRV Cup final, some sharp Otago Volts bowling and the loss of regular wickets meant the Firebirds innings never got out of first gear, posting a below par 143. Despite putting the home side under pressure, the Volts grabbed the silverware and the Champions League qualifying spot.

The Firebirds more than played their part in a season of mammoth Ford Trophy totals. Michael Papps conjured three centuries, scored the most runs with 609 and topped the averages for

recognised batsmen with 76.12. His runs, along with strong contributions from James Franklin, Stephen Murdoch, Grant Elliott, Luke Ronchi and Harry Boam, put the Firebirds into play-off contention for the whole season.

They carried great momentum into the finals series, thrashing a strong Northern Knights side by 106 runs in the minor preliminary final at the Hawkins Basin Reserve, before coming up against a determined Wizards side in the major preliminary final. The Firebirds run chase of 198 never got underway and they were eliminated from the competition by 61 runs.

The Firebirds were unable to produce the same consistency in the Plunket Shield, and were on the end of two of the biggest scores of the season, conceding 658 to Auckland and 651 against Otago. Mr Consistency Michael Papps topped the Wellington runs tally with 810 at an average of 45.00, while Mark Gillespie snared 45 wickets in the season, and a call up to the BLACKCAPS Test squad.

With many of the group moving on at the end of the season, the 2013-14 Firebirds will have a new look.



PLUNKET SHIELD: 4TH

Opponent	Played	Won	Lost	Draw	Abandoned
Auckland Aces	2			2	
Canterbury Wizards	2		2		
Central Stags	2	2			
Nothern Knights	2		2		
Otago Volts	2	1	1		
Overall	10	3	5	2	

HRV CUP: 2ND

Opponent	Played	Won	Lost	Tie	Abandoned
Auckland Aces	3	2	1		
Canterbury Wizards	2	2			
Central Stags	2	2			
Nothern Knights	2	1	1		
Otago Volts	3		3		
Overall	12	7	5		

FORD TROPHY: 3RD

Opponent	Played	Won	Lost	Tie	Abandoned
Auckland Aces	2		2		
Canterbury Wizards	2	1	1		
Central Stags	2		1		1
Nothern Knights	2	2			
Otago Volts	2	2			
Overall	10	5	4		1

CENTRAL STAGS

Plunket Shield: 1st

HRV Cup: 6th

Ford Trophy: 6th

Captain: Kieran Noema-Barnett

Coach: Alan Hunt

The Central Stags took home the Plunket Shield on a dramatic final day, with the Otago Volts breathing down their necks right to the finish line. Northern Knights batsman James Marshall made a fine century to set the Stags 285 to win in the final innings. The Stags were under no small pressure, with the title on the line, before news of the Volts' loss to the Wellington Firebirds ensured the Stags were the champions.

The Stags' top order was in fine touch throughout the season, with Carl Cachopa (807), Jeet Raval (750), Jamie How (706) and Matthew Sinclair (646) all contributing heavily, and going a long way to securing the trophy. With the ball, Doug Bracewell picked up 23 wickets, including a season best of seven for 35.

The number 222 will long loom large in New Zealand domestic cricket history. In a Ford Trophy match against the Northern Knights at Seddon Park, Jamie How had one of those innings where everything went right, and the record books were rewritten.

How's innings included 27 fours and eight sixes in just 188 minutes and 138 deliveries. It equalled South African legend Graeme Pollock's 222 in 1974 (scored in a 60 over match) -

and 222 is the second highest List A score of all time. How smashed the previous record of 170 held by Brendon McCullum for New Zealand's highest individual List A score.

How, with opening partner Raval (who quietly put together 115 from 106 balls), now hold the New Zealand domestic first wicket record of 321 for List A, and the domestic record partnership for any List A wicket, in the Stags' also record-breaking innings of 417 for six.

Special as How's innings was, the Stags ended the Ford Trophy season in sixth place, and in the same position in the HRV Cup.

The 2012-13 season was Central Stags stalwart Matthew Sinclair's last, as he called time on his First Class cricket career. After 18 seasons, he is the Stags' all-time top run scorer with over 15,000 runs in all formats. His 27 First Class centuries are a Stags record, and his 9148 First Class runs for the Stags is a New Zealand record for a single association.

There are also changes in the coach's box, with Alan Hunt standing down after three seasons at the helm. He will be replaced by Heinrich Malan, who comes to the Stags from South Africa.



PLUNKET SHIELD: 1ST

Opponent	Played	Won	Lost	Draw	Abandoned
Auckland Aces	2	2			
Canterbury Wizards	2	2			
Nothern Knights	2	1		1	
Otago Volts	2	1		1	
Wellington Firebirds	2		2		
Overall	10	6	2	2	

HRV CUP: 6TH

Opponent	Played	Won	Lost	Tie	Abandoned
Auckland Aces	2	1	1		
Canterbury Wizards	2		2		
Nothern Knights	2	1	1		
Otago Volts	2		2		
Wellington Firebirds	2		2		
Overall	10	2	8		

FORD TROPHY: 6TH

Opponent	Played	Won	Lost	Tie	Abandoned
Auckland Aces	1		1		
Canterbury Wizards	2		2		
Nothern Knights	2	1	1		
Otago Volts	1		1		
Wellington Firebirds	2	1			1
Overall	8	2	5		1

CANTERBURY WIZARDS

Plunket Shield: 5th

HRV Cup: 5th

Ford Trophy: 2nd

Captain: Peter Fulton, Andrew Ellis,
Tom Latham

Coach: Gary Stead

The 2012-13 Canterbury Wizards were at their strongest in the Ford Trophy, where they made the final, and fell only a couple of wickets short of stealing the silverware from Auckland.

Despite battling for little reward in the Plunket Shield and HRV Cup, the experience gained by Canterbury's young group of players should stand them in good stead in the future.

In the Ford Trophy, the young seam attack of Matt Henry (23 wickets at 12.86) and Ryan McCone (20 wickets at 19.50) formed a formidable partnership. Strong batting from the likes of George Worker and Rob Nicol meant the Wizards were always hovering around the top of the table, with Nicol's 171 versus the Northern Knights at Mount Maunganui a high point.

Ultimately, it was four Ford Trophy losses to the Auckland Aces that cost the title - two in the round robin, one in the play-offs at Seddon Park, and the heartbreaker at Eden Park no. 2 in the final. Despite scoring a below par 139 in their innings, the Wizards pressure with the ball saw Auckland lose five wickets for 36 runs, but holding on to take the silverware. Worker's form with the bat was the

highlight of the Wizards' HRV Cup campaign - he scored 369 runs at an average of 41. In a do or die match up against Auckland at Rangiora Oval the Wizards were unable to defend 182. The five-wicket loss ultimately meant missing out on the playoffs for 2012-13.

In the Plunket Shield, the Wizards could only manage three wins. Captain Peter Fulton's 902 Plunket Shield runs earned him a deserved recall to the BLACKCAPS, which he took with both hands at Eden Park in particular scoring a century in each innings against the strong English tourists.

Fulton's developing opening partnership with Hamish Rutherford earned him a New Zealand Cricket contract for 2013-14, while Dean Brownlie and Tom Latham also received contracts.



PLUNKET SHIELD: 5TH

Opponent	Played	Won	Lost	Draw	Abandoned
Auckland Aces	2	1	1		
Central Stags	2		2		
Nothern Knights	2		1	1	
Otago Volts	2		1	1	
Wellington Firebirds	2	2			
Overall	10	3	5	2	

HRV CUP: 5TH

Opponent	Played	Won	Lost	Tie	Abandoned
Auckland Aces	2		2		
Central Stags	2	2			
Nothern Knights	2	1	1		
Otago Volts	2		2		
Wellington Firebirds	2		2		
Overall	10	3	7		

FORD TROPHY: 2ND

Opponent	Played	Won	Lost	Tie	Abandoned
Auckland Aces	4		4		
Central Stags	2	2			
Nothern Knights	1	1			
Otago Volts	2	1			1
Wellington Firebirds	2	1	1		
Overall	11	5	5		1

OTAGO VOLTS

Plunket Shield: 2nd

HRV Cup: 1st

Ford Trophy: 5th

Captain: Derek de Boorder

Coach: Vaughn Johnson

The Otago Volts secured their trip to the Champions League in the HRV Cup. After a loss on opening day, they put together an unbeaten run right through to the end of the competition, booking a home play-off and final, and fittingly taking the silverware after beating the Wellington Firebirds at University Oval.

The Volts boasted one of the most powerful line-ups in the competition - import Ryan ten Doeschate lead the batting with 401 runs at 50.12 and was well supported by Neil Broom and Hamish Rutherford. Young bowlers - spinner Nick Beard and seamer Jacob Duffy - tied as top wicket takers in the competition with 15 apiece.

Australian fast bowler Brett Lee lent a bit of glamour to the HRV Cup play-offs, turning out against local rivals the Canterbury Wizards. He produced a tight four overs for 19 runs, helping restrict the Wizards to 163. Despite losing cheap wickets at the start and end of their innings, Aaron Redmond's brutal 58 from 26 balls, including five sixes, calmed the nerves of the Volts fans, before Mark Craig got the required two runs from the last ball to book a place in the final.

In the final at the sold out University Oval, the Volts had the Firebirds

reeling at six for 54, before the opposition scrambled to 143. Opener Neil Broom scored 60 at the top of the order and contributions from Derek de Boorder, ten Doeschate and Ian Butler got the Volts home with an over and half to spare. It was reward for an impressive season, with contributions from the whole squad.

In the Plunket Shield, Otago put themselves in a position to capture their second title on the last day of the season. Needing 200 runs against the Firebirds, they collapsed to be all out for 145, when a win would have put pressure on eventual champions the Central Stags to win their match. Redmond ended the season as top Plunket Shield run scorer with 941, while Butler (39) and Neil Wagner (30) were among the top wicket takers.

Butler earned a recall to the BLACKCAPS on the back of his successful limited overs season, while Wagner established himself in the Test side in the home and away England series, earning a New Zealand Cricket contract in the process. The signing of Jesse Ryder will only improve an already formidable line-up in 2013-14, as will the experience of the Champions League.



PLUNKET SHIELD: 2ND

Opponent	Played	Won	Lost	Draw	Abandoned
Auckland Aces	2	2			
Canterbury Wizards	2	1		1	
Central Stags	2		1	1	
Nothern Knights	2	1		1	
Wellington Firebirds	2	1	1		
Overall	10	5	2	3	

HRV CUP: 1ST

Opponent	Played	Won	Lost	Tie	Abandoned
Auckland Aces	2	2			
Canterbury Wizards	2	2			
Central Stags	2	2			
Nothern Knights	2	1	1		
Wellington Firebirds	3	3			
Overall	11	10	1		

FORD TROPHY: 5TH

Opponent	Played	Won	Lost	Tie	Abandoned
Auckland Aces	1	1			
Canterbury Wizards	2		1		1
Central Stags	1	1			
Nothern Knights	2		2		
Wellington Firebirds	2		2		
Overall	8	2	5		1

Women's domestic competitions

There were two new champions in the women's 2012-13 domestic competitions, with the Canterbury Magicians taking the one day title from Auckland Hearts and Wellington Blaze being crowned Twenty20 champions for the first time in four years.

The Blaze finished second to the Magicians at the end of the round-robin and travelled to MainPower Oval in Rangiora for the final. They posted an imposing 115 for two in their 20 overs, with Sophie Devine making an unbeaten 83 alongside 53 not out from Lisa Ebsary. They then restricted the Magicians to 117 for nine to secure the silverware.

The Magicians though had another chance at a title the very next day in the one day final. They went in as underdogs, with the Hearts having dominated the competition with just two losses from their ten round-robin games, and the Magicians having lost four. The Cantabrians managed to sneak into the final at Melville Park though and proceeded to chase down Auckland's 192 with one wicket in hand to pull off an enthralling one-wicket win. They last held the trophy two years previous.

There were a number of impressive individual performances throughout the season, but of particular note were Devine's average of 95.50 in the Twenty20 competition, Northern Spirit's Natalie Dodd scoring four centuries from 10 matches in the one day competition and Otago Spark's Suzie Bates' high score of 164 not out.

National tournaments

Both the Provincial A and Under-19 tournaments were held in Lincoln this year. The Provincial A tournament was competed for in the Twenty20 and 50 over format, with Wellington coming out narrow victors. Canterbury took out the Under-19 competition, which was contested for in the three day, 50 over and Twenty20 formats.

Despite losing their final match to Northern Districts, Wellington held on to take the Provincial A tournament by two points. After making a strong start in the one day games, the decisive game for Wellington came when they beat Auckland by eight runs on the penultimate day. They finished on 21 points - ahead of second-placed Auckland (19) and third-placed Northern Districts (18).

In the Under-19 tournament Canterbury won eight of its 10 matches and collected five bonus points to ensure the title win before they'd played their final game. Central Districts was next best in second, while Auckland rounded out the podium in third.

It was one of two successes for Canterbury, who also took out the Women's Under-21 tournament in Lincoln. The local side won five of its seven games to finish five points ahead of Wellington in second. Auckland came in third a further four points behind.

Umpires

It is pleasing to acknowledge that New Zealand umpires continue to represent New Zealand Cricket with distinction on the International Cricket Council Elite Panel, and at ICC International Panel level.

Tony Hill continues as a member of the ICC Elite Panel through to June 2014, while his previous colleague at that level, Billy Bowden, has not had his ICC contract renewed, but he will be involved as part of the NZC International Panel and in New Zealand domestic cricket umpiring going forward.

We wish to congratulate Kathy Cross on her appointment to stand in the 2013 ICC Women's Cricket World Cup in India - her third such appearance and recognition of her position as the leading women's umpire in world cricket.

Chris Gaffaney and Gary Baxter made up the NZC representatives on the ICC International Panel - both being involved in the ANZ International Series against England and also being selected to officiate in ICC events during the season under review.

The past season has seen three New Zealand umpires go on international exchanges with their counterparts from Australia, Sri Lanka and South Africa. These merit-based exchanges are vital in preparing and developing umpires through experience of different players, conditions and environments for their possible future umpiring careers.

NZC would also like to acknowledge the outstanding umpiring career contribution made by Evan Watkin (Wellington) for 24 years umpiring at First Class level from 1989-90 to 2012-13.

Scorers and video analysis

The second season of *Scoring the Cricket World Cup 2015: A Four Year Strategic Plan for Scoring and Scorers, 2011 - 2015* began with confirmation that the CWC 2015 Qualifying Tournament is to be hosted by New Zealand in early 2014. This event will provide an excellent opportunity for experienced and emerging scorers to be involved in another significant International Cricket Council tournament just 13 months before the main event. The qualifying tournament has provided even more impetus to New Zealand Cricket's efforts to retain, recruit, and develop world class scorers, as per the NZC 2012-15 strategic plan, in order to fulfil its obligations to the ICC in delivering these two global tournaments.

A new initiative was an increase in training and formal assessments of new scorers during the three national tournaments held at Lincoln. This work was undertaken by two of the six Regional Scoring Managers and helped these emerging scorers understand the level required to officiate at NZC matches. This Tournament Scorers Programme involved 16 scorers and of this group nine were attending their first national tournament. The number of new scorers is evidence that targeted recruitment programmes are working.

Other key developments have been the updating of the Cricket Scoring: Getting Started training booklet, and the live scoring of a record 322 matches over the season (30 more than the previous record year) on www.blackcaps.co.nz.

The New Zealand Cricket Umpires' and Scorers' Association 'Scorer of the Year' Award was unanimously awarded to Wellington's Ian Smith, who achieved the extraordinary milestone of 50 seasons as a cricket scorer. Ian's career includes 45 Test matches at the Hawkins Basin Reserve (consecutively since 1968 bar one in 1990), 44 One Day Internationals, seven Twenty20 Internationals, 212 First Class matches, and 204 List A matches. Ian has also served as co-editor, with Francis Payne, of the highly regarded New Zealand Cricket Almanack since 1983. Ian's achievement was also acknowledged with an on-field presentation during the second English Test in Wellington. Ian continues to serve as the Regional Scoring Manager for Wellington.

In January 2013 performance analyst expert Jason Healy was commissioned to conduct an independent inquiry into NZC's programme - benchmarking it against international best practice. The subsequent Healy Report made a number of key recommendations and these are currently being assessed for implementation next season.

Grounds and facilities

Grounds and facilities provision at First Class venues in New Zealand continues to be an important priority

for New Zealand Cricket. The quality of our cricket playing surfaces is linked to high-quality entertaining games. The cricket surfaces and facilities also play an important role in the development of players skills and enjoyment of the game across all levels.

The national cricket facilities strategy and implementation plan has recently been released. This strategic partnership with Sport New Zealand will be a key focus for the grounds and facilities team over the next 12 months. The goal is to provide a sustainable delivery mechanism that produces quality cricket surfaces across all levels of the sport.

NZC would like to acknowledge and thank local authorities, schools, clubs and the many volunteers delivering the preparation and development of cricket pitches and facilities across all levels of the game.

Retirements

James Marshall

SKYCITY Northern Knights captain James Marshall pulled stumps on a 16-year representative career at the end of the summer.

Marshall represented the BLACKCAPS from 2005 to 2008, playing seven Tests, 10 One Day Internationals and three Twenty20 Internationals, scoring 161 against Ireland in his final ODI. The right-hand batsman made his

First Class debut in 1997-98 and went on to become the first man in Northern Districts' history to score 6000 First Class runs. He also claimed his 100th First Class catch for the side, and is the Knights' leading One Day batsman with 3755 runs.

Marshall holds the record for the most First Class appearances for a single province finishing with a record 126 Plunket Shield matches for Northern Districts.

Test summary:

Matches	7
Runs	218
Batting average	19.81
Wickets	-
Bowling average	-

ODI summary:

Matches	10
Runs	250
Batting average	25.00
Wickets	-
Bowling average	-

T20 summary:

Matches	3
Runs	14
Batting average	7.00
Wickets	-
Bowling average	-

Mathew Sinclair

In July Central Stags batsman Mathew Sinclair announced his retirement after an outstanding 18-year career.

Sinclair appeared in 33 Tests, 54 One Day Internationals and two Twenty20 Internationals. He is one of only three New Zealand players to have scored two double centuries and he describes his 214 on debut against the West Indies as a career highlight, especially as the BLACKCAPS went on to win the Test. His First Class record was exemplary. After making his debut in 1995-96, Sinclair finished fourth on the list of First Class appearances with 119 matches and broke a number of records including:

- Leading run-scorer in all formats for Central Districts with more than 15,000 runs
- Most First Class runs for one association with 9148
- A record 27 First Class centuries for Central Districts

Test summary:

Matches	33
Runs	1635
Batting average	32.05
Wickets	-
Bowling average	-

ODI summary:

Matches	54
Runs	1304
Batting average	28.34
Wickets	-
Bowling average	-

T20 summary:

Matches	2
Runs	-
Batting average	-
Wickets	-
Bowling average	-

Chris Martin

BLACKCAPS and Auckland Aces fast bowler Chris Martin announced his retirement from all forms of cricket after 15 years in the professional game.

The 38-year-old played 71 Tests, 20 One Day Internationals and six Twenty20 Internationals for New Zealand after making his Test debut against South Africa in 2000. He retired as New Zealand's third highest Test wicket taker with 233 dismissals.

In 2008 Martin was ranked as the 10th best Test bowler in the world, while in 2011 he received the Sir Richard Hadlee Medal - an award given to the country's top cricketer.

One of Martin's most memorable performances came in 2004 when he collected match figures of 11 for 180 and led New Zealand to a rare Test victory over South Africa.

The right-arm fast bowler originally hails from Canterbury and played for the Wizards before shifting to the Aces in 2005-06.

He will be the Wizards Assistant Coach in the 2013-14 season.

Test summary:

Matches	71
Runs	123
Batting average	2.36
Wickets	233
Bowling average	33.81

ODI summary:

Matches	20
Runs	8
Batting average	1.60
Wickets	18
Bowling average	44.66

T20 summary:

Matches	6
Runs	5
Batting average	-
Wickets	7
Bowling average	27.57

In Remembrance

Simpson (Sam) Guillen

Sam Guillen was one of just 14 players to have played Test cricket for two different countries, having represented both the West Indies and New Zealand. After touring New Zealand in 1952, he shifted to Canterbury where he played the remainder of his domestic cricket. He also played three Tests for New Zealand and was a member of the first New Zealand team to win a Test match in 1956. To make it even more special it was against his former team the West Indies and it was he who was behind the wickets to take the stumping which finished the match. Guillen was well known for his larger-than-life personality and was never

afraid to voice his opinion, endearing him to many. He suffered from lung cancer and passed away peacefully surrounded by his family.

John Oakley

In its 145 years, few men have had a wider influence on cricket in New Zealand, in Wellington and at the Basin Reserve than John Oakley. As a player, he was an aggressive, attacking right-hand batsman. Oakley began playing for University in the Wellington Men's Senior Championship, playing in teams that won the Senior Championship and the Cook Shield in 1945-46 and again in 1952-53. He also represented Wellington against the touring MCC team in 1947 that contained such great names as Walter Hammond, Denis Compton and Alec Bedser.

After his playing days, Oakley contributed hugely in administration. He was the co-creator and an executive member of the New Zealand Cricket Foundation which was formed in 1972 which has so far contributed over \$5 million to the development of cricket throughout New Zealand. In 1974 he became a Trustee of the Wellington Cricket Trust and served on it for 30 years.

From 1982-1985 Oakley was the president of the Wellington Cricket Association, where his relationships in cricket helped him make significant improvements to the Basin Reserve, working with Robert Vance to set it on the path to being arguably New Zealand's premier Test cricket ground it is today. He had the vision

to combine umpire Stanley Cowan's collection of cricket memorabilia with a vacant area in the Basin's grandstand to create what today is the New Zealand Cricket Museum, where he served as the Chairman of Trustees and one of the galleries bears his name. Along with Sir Ron Brierley, he was instrumental in organising the reunions of New Zealand teams from years gone by around Test matches in Wellington.

From late 1985 until 1987 John was the President of New Zealand Cricket. A cricket lover par excellence, Oakley was awarded the CBE for services to cricket in 1988, and in 2001 he was made a life member of Cricket Wellington.

2011–2012 NEW ZEALAND CRICKET AWARDS

Sir Richard Hadlee Medal

Winner: Martin Guptill

The ANZ Test Player of the Year

Winner: Doug Bracewell

The ANZ One Day International Player of the Year

Winner: Martin Guptill

The ANZ Twenty20 Player of the Year

Winner: Martin Guptill

International Women's Player of the Year

Winner: Amy Satterthwaite

Domestic Player of the Year - Women

Winner: Frances McKay

Domestic Player of the Year - Men

Winner: Gareth Hopkins

Winsor Cup

Winner: Doug Bracewell

Redpath Cup

Winner: Martin Guptill

Gillette Young Player of the Year

Winner: Simon Hickey

The Bert Sutcliffe Medal

Winner: Cran Bull

Sir Jack Newman Award

Winner: Ross Parlane from Auckland

Fans' Choice for Outstanding Individual Performance

Winner: Doug Bracewell



FAMILY OF CRICKET





NZC would like to acknowledge and thank the ICC for dedicating US \$1.8million to help develop our upcoming high performance teams like New Zealand A.



International Cricket Council

New Zealand Cricket enjoys a positive relationship with the International Cricket Council. Through our representation on ICC committees, we continue to have an influence on the game's governance.

NZC would also like to acknowledge and thank the ICC for dedicating US\$1.8 million to helping develop our upcoming high performance teams like New Zealand A. The money has helped fund the cost of inbound tours, tours away and other important resources.

Former NZC President Alan Isaac continues as ICC President after coming into the role in June 2012.

Major Association Grants

New Zealand Cricket's distributions policy implemented last year continued in 2012-13, whereby all funding is provided to the Major Association concerned, and they in turn are responsible for distributions to their districts and clubs. This is based around a base rate for each association, along with allowances for factors such as the size of the region and the ability to generate other revenue, with the balance distributed based on the number of players within each region.

Financially the results for the Major Associations were mostly consistent with each other, recording small surpluses in 2012-13. The exception was Northern Districts Cricket Association who did record a significant loss primarily due to reduced gaming funding and additional costs in relation to its first XI. Generating revenue from sources

other than grants from NZC and in particular gaming funding continues to be an issue for Major Associations and Districts, and proposals to perhaps change the way in which gaming funding grants are distributed are of considerable concern to grassroots sport in this country.

New Zealand Cricket Museum


The past 12 months have seen changes and ongoing challenges for the New Zealand Cricket Museum. Although the Hawkins Basin Reserve's Museum Stand is classified an Earthquake-Prone Building, the Museum continues to operate out of its site at the base of the stand. While collection management and care was a key focus of the last 12 months, the year ahead will see new initiatives and programmes developed to highlight New Zealand's broad cricket heritage and culture.

At the end of 2012, David Mealing retired from his role as Director. David's work over the last decade ensured the Museum moved to become a professional museum with high quality displays and museum standard collection care.

Stepping into David's role is Jamie Bell. Jamie comes to the Museum after more than four years at Auckland Zoo. His focus on visitor experience and engagement will ensure a fresh approach. The Museum has established a presence on both Twitter and Facebook and begun a series of features that focus on New Zealand's cricket heritage and culture. A partnership with CricHQ has also seen highlights from the Museum collection promoted to their social network of over 200,000 fans.



For the world's finest environments



SUSTAINABLE GROWTH OF THE GAME

Volunteers are essential to the effective running of the game of cricket and every year thousands of people give up their time to help grow the game at grassroots level.



New Zealand Cricket has continued to invest in its National Development Programme, with another positive impact on growth in player numbers.

2012-13 Census

The 2012-13 New Zealand Cricket Census saw a healthy increase in participation particularly in the modified formats of the game. This season there were 131,329 participants in all forms. In particular there was an increase in our beginner programmes (NZC Have-A-Go Cricket, NZC Kiwi Cricket and the NZC Skills Challenge programme).

National School Tournaments 2012-13

New Zealand Cricket's National Development Department organises and runs five national competitions. More than 10,000 players from over 830 schools now compete in these competitions. Highlights for the season were both Tauranga Intermediate and Otago Boys High School retaining the titles they won the previous season, and Christchurch Boys High School winning the Gillette Cup for a record sixth time.

The 2012-13 winners were:

Gillette Cup:

Christchurch Boys High School

NZCT Secondary School Girls:

Havelock North High School

NZCT Secondary School Junior Boys:

Otago Boys High School

NZC Cup (primary boys):

Tauranga Intermediate

NZC Shield (primary girls):

Heaton Intermediate

Volunteer recognition

Volunteers are essential to the effective running of the game of

cricket and every year thousands of people give up their time to help grow the game at grassroots level.

Because of this dedication to grassroots cricket, New Zealand Cricket is proud to honour the recipients of the 2012-13 Development Awards. The winners were

Best Club Cricket Initiative:

North East Valley Cricket Club (Otago)

Best Women's Cricket Initiative:

St Cuthberts College (Auckland)

Best Youth Cricket Initiative:

Parnell Cricket Club (Auckland)

Best Junior Cricket Initiative:

Papatoetoe Cricket Club (Auckland)

Service to Cricket Award:

Richard Yates (Northern Districts)

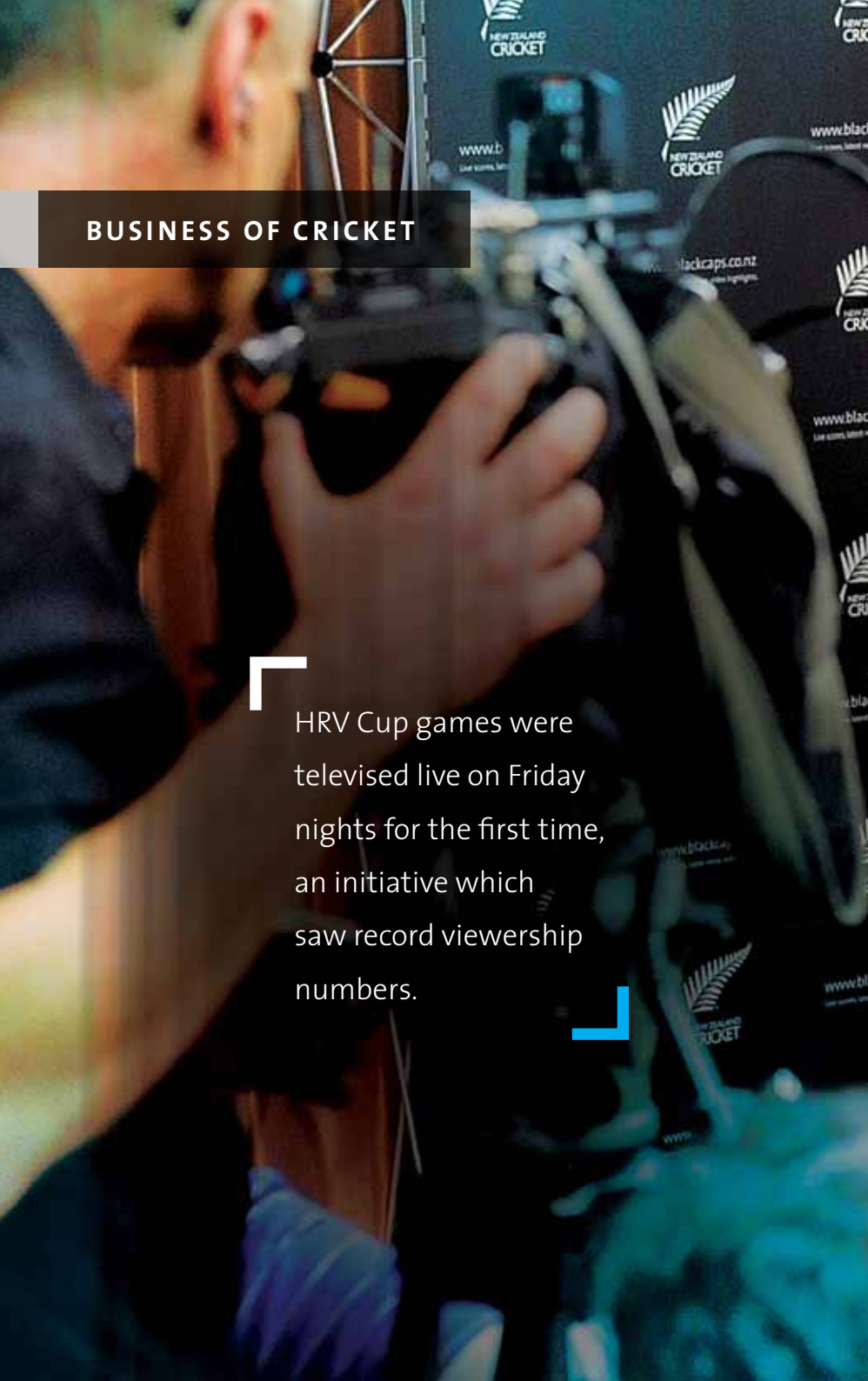
Coaching

The second intake of coaches on the restructured New Zealand Cricket Level 3 Coach Education Programme started their two-year programme in May this year. A familiar name on the course is former BLACKCAP Matthew Bell alongside numerous former First Class players. On the down side we have no female coaches in this intake, but this is an area that has been targeted for the coming season.

A large piece of work started in June is the full review of our coaching pathway. A working group has been established to assist the process, and will aid our Manager Community Coach Development to format and deliver the outcomes.

The on-going assistance from Andrew Eade at Sport New Zealand continues to be outstanding. His knowledge and drive is integral to our current and future success in the coach education sector as we strive to be the world's best.





BUSINESS OF CRICKET

HRV Cup games were televised live on Friday nights for the first time, an initiative which saw record viewership numbers.



ANZ continued to be an excellent partner through their enduring support of cricket in the second year of their current three-year contract. This was the first cricket season following a brand change from the National Bank and the transition was successfully managed through strong activations, branding and community initiatives. Their ANZ Grant Scheme provides crucial financial support to clubs, schools and individuals throughout the country.

Tui (DB Breweries) also came on board in the summer to become the Official Beer of New Zealand Cricket. Their activations during the England tour such as the very popular “Tui Box” had an immediate impact with positive fan engagement and recognition results. We look forward to continuing to strengthen the relationship with Tui.

SKY Television’s coverage of both international and domestic cricket was once again superb. HRV Cup games were televised live on Friday nights for the first time, an initiative which saw record viewership numbers. Coverage of the BLACKCAPS ANZ International Series against England was of a world-class standard.

Canterbury of New Zealand enhanced its sponsorship agreement in October - continuing their relationship as Official Team Clothing Supplier for NZC and Major Associations. The ANZ International Series against England saw the launch of the BLACKCAPS new T20 and ODI uniforms which have been well received by players,

media and the public. Canterbury’s sponsorship as well as its involvement in the NZC Official Licensing programme has been invaluable and we look forward to continuing to strengthen this partnership.

Having re-signed last year, HRV sustained its sponsorship of the flagship domestic Twenty20 competition, which with their support continues to expand each season.

NZC is pleased to have maintained its relationship with Ford and value the backing that they provide, in particular to the Major Associations and One Day Ford Trophy.

The Radio Network continued to be the voice of summer with ball-by-ball reporting on international cricket, Ford Trophy and HRV Cup, as well as regular updates on the Plunket Shield and cricket at lower levels.

Gillette (Gillette Cup), Powerade and Air New Zealand all once again provided great support.

Sport New Zealand continued to deliver invaluable support through funding, administrative and mentoring initiatives.

The ANZ International Series

The ANZ International Series against England received strong interest, with both match attendance and SKY viewership showing significant increases from last year.

A competitive showing from the BLACKCAPS and a large Barmy Army contingent made the ANZ Test Series particularly successful, with impressive turn-outs at all three venues. Dunedin's University Oval and Wellington's Hawkins Basin Reserve continue to be attractive long format destinations, while the return of Test cricket to Eden Park in Auckland was also well received with 39,000 people through the gates over five days.

ANZ continued with a strong leveraging programme beginning with the ANZ Series launch in Auckland before the series started. There were also at-ground initiatives, including the successful ANZ World on Eden Park no.2 and a number of community initiatives such as the ANZ Super Camps throughout New Zealand.

The logo features the ANZ brand name in white on a blue background, with a stylized blue flower-like symbol to the right. Below this, the words 'TEST SERIES' are written in large, blue, sans-serif capital letters on a white background.

ANZ
TEST SERIES

anzcricketworld.co.nz



Commercial Partners and Sponsors

Air New Zealand

Preferred Supplier of Air Travel Services

Accor

Preferred Accommodation Supplier

ANZ

Major Sponsor and Official Bank of NZC including the ANZ International Series

Budget

Preferred Rental Car Supplier

Canterbury of New Zealand Limited (CCC)

Official Team Clothing Supplier of NZC and MAs

Carnegie

Sports Marketing Ground Signage Supplier

Ford

New Zealand Official Sponsor and Official Vehicle Supplier of NZC

Fuji Xerox

Supplier of Printer Equipment to NZC and MAs

HRV

Men's Naming Rights Sponsor for the Domestic Twenty20 Competition

New Zealand Community Trust

Funding Partner

Lion Foundation

Funding Partner

Photosport

Photographic Supplier

Pitch International

International Broadcast Partner

Powerade

Sports Drink Sponsor

Proctor and Gamble (Gillette)

Naming Rights Sponsor of the Champion Secondary School Boys' Competition (Gillette Cup)

Silicon

Coach Technology Supplier for the NZC Coaches Programme

SKY Television

Official Broadcast Provider

Sport New Zealand

Sports Development and High Performance Partner

Specsavers

Official Sponsor of NZC Umpires

TAB

Sports Betting Partner

The Radio Network

Radio Broadcast Partner

Ticketek

Ticketing Partner

Tui (DB Breweries Limited)

Official Beer of NZC

Velocity Brand Management NZ

Management of the NZC Licencing Programme

RESULTS 2012-2013





BLACKCAPS RESULTS 2012-13

TESTS

India, August - September 2012

1st Test, Hyderabad: *lost by an innings and 115 runs*

2nd Test, Bengaluru: *lost by 5 wickets*

Sri Lanka, November 2012

1st Test, Galle: *lost by 10 wickets*

2nd Test, Colombo: *won by 167 runs*

South Africa, January 2013

1st Test, Cape Town: *lost by an innings and 27 runs*

2nd Test, Port Elizabeth: *lost by an innings and 193 runs*

ANZ International Series v England, March 2013

1st Test, Dunedin: *match drawn*

2nd Test, Wellington: *match drawn*

3rd Test, Auckland: *match drawn*

England, May 2013

1st Test, London: *lost by 170 runs*

2nd Test, Leeds: *lost by 247 runs*

ONE DAY INTERNATIONALS

Sri Lanka, November 2012

1st ODI, Kandy: *match abandoned*

2nd ODI, Kandy: *lost by 14 runs (D/L)*

3rd ODI, Kandy: *lost by 7 wickets (D/L)*

4th ODI, Hambantota: *lost by 7 wickets (D/L)*

5th ODI, Hambantota: *match abandoned*

South Africa, January 2013

1st ODI, Paarl: *won by 1 wicket*

2nd ODI, Kimberley: *won by 27 runs*

3rd ODI, Potchefstroom: *lost by 1 wicket*

ANZ International Series v England, February 2013

1st ODI, Hamilton: *won by 3 wickets*

2nd ODI, Napier: *lost by 8 wickets*

3rd ODI, Auckland: *lost by 5 wickets*

England, May - June 2013

1st ODI, London: *won by 5 wickets*

2nd ODI, Hampshire: *won by 86 runs*

3rd ODI, Nottingham: *lost by 34 runs*

ICC Champions Trophy in England, June 2013

Pool match v Sri Lanka, Cardiff: *won by 1 wicket*

Pool match v Australia, Birmingham: *match abandoned*

Pool match v England, Cardiff: *lost by 10 runs*

TWENTY20 INTERNATIONALS

India, September 2012

1st T20I, Visakhapatnam: *match abandoned*

2nd T20I, Chennai: *won by 1 run*

ICC World Twenty20 Tournament in Sri Lanka, September - October 2012

Pool match v Bangladesh, Kandy: *won by 61 runs*

Pool match v Pakistan, Kandy: *lost by 13 runs*

Super 8 match v Sri Lanka, Kandy: *match tied, lost in superover by 6 runs*

Super 8 match v England, Kandy: *lost by 6 wickets*

Super 8 match v West Indies, Kandy: *match tied, lost in superover*

Sri Lanka, October 2012

1st T20I, Kandy: *match abandoned*

South Africa, December 2012

1st T20I, Durban: *lost by 8 wickets*

2nd T20I, East London: *won by 8 wickets (D/L)*

3rd T20I, Port Elizabeth: *lost by 33 runs*

ANZ International Series v England, February 2013

1st T20I, Auckland: *lost by 40 runs*

2nd T20I, Hamilton: *won by 55 runs*

3rd T20I, Wellington: *lost by 10 wickets*

England, June 2013

1st T20I, Surrey: *won by 5 runs*

2nd T20I, Surrey: *match abandoned*

BLACKCAPS AVERAGES 2012-13

New Zealand Test Averages

Batting	Mat	Inn	No	Runs	Hs	Ave	100	50
P.G. Fulton	5	9	0	136	383	42.55	2	1
L.R.P.L Taylor	9	17	1	142	636	39.75	2	3
H.D. Rutherford	5	9	0	171	328	36.44	1	-
K.S. Williamson	11	21	1	135	615	30.75	1	4
B.B. McCullum	11	20	1	74	568	29.89	-	5

Bowling	Mat	Overs	Mdns	Runs	Wkts	Best	Ave
T.G. Southee	8	326.4	79	870	38	7-64	22.89
K.S. Williamson	11	91.2	19	277	12	4-44	23.08
T.A. Boult	11	379	94	1053	37	6-68	28.45
C.S. Martin	2	42.6	8	139	4	3-63	34.75
N. Wagner	6	241	48	791	20	4-42	39.55

New Zealand One Day International Averages

Batting	Mat	Inn	No	Runs	Hs	Ave	Sr	100	50
M.J. Guptil	10	10	3	404	189*	57.71	96	2	-
L.R.P.L Taylor	13	12	1	432	100	39.27	78	1	4
K.S. Williamson	16	14	2	471	145*	39.25	83	1	3
B.B. McCullum	15	13	2	398	79	36.18	95	-	3
B-J. Watling	10	9	1	253	96*	31.62	64	-	2

Bowling	Mat	Overs	Mdns	Runs	Wkts	Ave	Econ
M.J. McClenaghan	10	91.4	3	479	29	16.51	5.22
A.M. Ellis	5	28	0	147	6	24.50	5.25
K.S. Williamson	16	62.4	0	341	12	28.41	5.44
K.D. Mills	14	106.5	7	509	17	29.94	4.76
T.G. Southee	10	72.3	7	371	12	30.91	5.11

New Zealand Twenty20 International Averages

Batting	Mat	Inn	No	Runs	Hs	Ave	Sr	100	50
M.J. Guptil	10	10	1	351	101*	39.00	121	1	1
D.A.J. Bracewell	5	4	3	39	21*	39.00	108	-	-
B.B. McCullum	15	14	0	530	123	37.85	148	1	3
L.R.P.L. Taylor	12	11	4	231	62*	33.00	133	-	1
H.D. Rutherford	5	4	0	131	62	32.75	157	-	1

Bowling	Mat	Overs	Mdns	Runs	Wkts	Ave	Econ
D.A.J. Bracewell	5	12.5	0	128	9	14.22	9.97
J.E.C. Franklin	15	20.3	0	160	10	16.00	7.80
T.G. Southee	6	18	1	144	8	18.00	8.00
A.M. Ellis	2	3	0	40	2	22.00	13.33
M.J. McClenaghan	8	26.2	2	206	9	22.88	7.82

WHITE FERNS RESULTS 2012-13

ONE DAY INTERNATIONALS

Rose Bowl in Australia, December 2012

1st ODI, Sydney: *won by 8 wickets*

2nd ODI, Sydney: *lost by 4 wickets*

3rd ODI, Sydney: *lost by 9 wickets*

4th ODI, Sydney: *lost by 7 runs*

ICC Women's World Cup in India, January - February 2013

Pool match v South Africa, Cuttack: *won by 151 runs*

Pool match v Pakistan, Cuttack: *won by 7 wickets*

Pool match v Australia, Cuttack: *lost by 7 wickets*

Super 6 match v Sri Lanka, Mumbai: *won by 8 wickets*

Super 6 match v West Indies, Mumbai: *lost by 48 runs*

Super 6 match v England, Mumbai: *lost by 15 runs*

3rd and 4th Play-off v England, Mumbai: *lost by 4 wickets*

TWENTY20 INTERNATIONALS

ICC Women's World Twenty20 Tournament in Sri Lanka, September - October 2012

Pool match v West Indies, Galle: *lost by 7 wickets*

Pool match v South Africa, Galle: *won by 21 runs*

Pool match v Sri Lanka, Galle: *won by 8 wickets*

Semi-final match v England, Colombo: *lost by 7 wickets*

Women's Twenty20 International Series v Australia, January 2013

1st T20I, Melbourne: *won by 6 wickets*

2nd T20I, Melbourne: *lost by 5 wickets*

3rd T20I, Melbourne: *won by 7 wickets*



Domestic Round Robin Competitions 2012-2013

Plunket Shield

	P	W	L	D	Bat Pts	Bowl Pts	Tot Pts
Central Stags	10	6	2	2	21	39	132
Otago Volts	10	5	2	3	24	38	122
Northern Knights	10	4	3	3	13	39	100
Wellington Firebirds	10	3	5	2	22	31	89
Canterbury Wizards	10	3	5	2	13	39	88
Auckland Aces	10	2	6	2	13	32	63

Ford Trophy

	P	W	L	A	BP	Tot Pts
Auckland Aces	8	5	2	1	1	23
Canterbury Wizards	8	4	3	1	4	22
Wellington Firebirds	8	4	3	1	2	20
Northern Knights	8	4	3	1	2	20
Otago Volts	8	2	5	1	0	10
Central Stags	8	2	5	1	0	10

HRV Cup Twenty20

	P	W	L	A	Tot Pts
Otago Volts	10	9	1	0	36
Wellington Firebirds	10	6	4	0	24
Auckland Aces	10	5	5	0	20
Northern Knights	10	5	5	0	20
Canterbury Wizards	10	3	7	0	12
Central Stags	10	2	8	0	8

Women's One Day

	P	W	L	A	BP	Tot Pts
Auckland Hearts	10	8	2	0	3	35
Canterbury Magicians	10	5	4	1	5	27
Wellington Blaze	10	5	4	1	1	23
Otago Sparks	10	4	5	1	2	20
Northern Spirit	10	4	5	1	1	19
Central Hinds	10	2	8	0	1	9

Women's Twenty20

	P	W	L	A	Tot Pts
Canterbury Magicians	5	5	0	0	20
Wellington Blaze	5	3	2	0	12
Otago Sparks	5	3	2	0	12
Auckland Hearts	5	2	3	0	8
Northern Spirit	5	1	4	0	4
Central Hinds	5	1	4	0	4

FINANCIALS





Financial Result

The 2012-13 financial year has been another challenging one for New Zealand Cricket. While NZC benefitted from having two ICC events within the financial year, the USD distributions from the ICC events and the USD income from NZC's media contracts were diminished to a degree by the strength of the NZD over the financial year. The unfavourable USD exchange rate, along with the lack of a development sponsor (previously Milo sponsorship from Nestle) and uncertainty around the ICC Future Tours Programme have been significant headwinds to the financial performance of NZC.

Despite these difficult circumstances NZC has managed its exchange rate risks well, and returned a small surplus of \$150,000 while making progress as an organisation through a period of significant change. This represents a very good result containing many positives.

Revenue overall was at budgeted levels, despite the unfavourable factors mentioned above. Positive revenue items include the extremely successful hosting of the England team, with gate takings exceeding expectations, and the recovery of BLACKCAPS sponsorship monies previously written off (DEC \$700,000). 2012-13 is the first full year under an eight year media rights agreement with Pitch International LLP which should continue to provide certainty and regularity to NZC's media rights income.

Expenses for 2012-13 were higher than budget and the prior year, reflecting increased professional player support, NZC internal changes, and investment in NZC and Major Association systems. Grants to affiliates increased slightly on those made in previous years.

It is worth noting that 'other comprehensive income' below the net result for the year does not form part of NZC's actual operating result and is not a cash transaction. This represents the movement in valuation of NZC's future foreign exchange contracts held as at 31 July 2013, compared with the value of foreign exchange contracts held as at 31 July 2012. This calculation is required under hedge accounting, and assigns a 'notional' value to future foreign exchange contracts held as at year end, with reference to the prevailing 31 July 2013 exchange rate (USD 0.7992). This notional calculation is based on the ANZ Bank's mark to market valuation methodology.

Traditionally NZC's financial results are of a cyclical nature based around ICC events. The ICC has indicated that media rights revenues for post 2015 events look likely to increase which is a positive indication for New Zealand and all ICC members.

The co-hosting of Cricket World Cup 2015 with Cricket Australia represents an opportunity for NZC to significantly improve its financial viability and strength. The planning and management of this tournament through NZC, Cricket Australia, and the Local Organising Committee is well underway and gathering pace.

NZC will need to continue to carefully manage the challenges and risks around its USD denominated revenue streams while ensuring viability of future years through careful management of expenses, and the successful co-hosting of Cricket World Cup 2015.

NEW ZEALAND CRICKET INC.
SUMMARY FINANCIAL STATEMENTS
FOR THE YEAR ENDED 31 JULY 2013

STATEMENT OF COMPREHENSIVE INCOME
FOR THE 12 MONTHS ENDED 31 JULY

Revenue

Other Income

Expenditure:

Administration
Marketing and Promotion
Commission
Contractors and Service Providers
Depreciation and Amortisation
Other
Financing
Grants, Levies and Royalties
Match and Tour Expenses
Player Pool
Team Preparation and Player Support
Travel
Remuneration

Total Expenditure

Net Operating Profit before Distributions

Less Grants to Associations and Domestic Player Payments
General and Other Grants
Domestic Player Payments
Discretionary Grants to Major Associations

Net Profit (Loss) for the Period

Other Comprehensive Income

Cash Flow Hedges:
Gain/(Loss) taken to Reserves
Transferred to Profit and Loss

Other Comprehensive Income

Total Comprehensive Income/(Loss) for the Period

The accompanying notes form part of these financial statements.

	12 Months to July 2013 \$	12 Months to July 2012 \$
	44,889,645	39,464,476
	530,120	246,118
	474,817	1,012,187
	2,221,259	1,262,285
	84,848	1,292,735
	2,474,869	1,252,814
	493,465	441,833
	3,568,317	2,510,428
	417,894	311,627
	2,020,798	2,216,687
	3,059,213	3,331,725
	5,935,064	4,709,364
	184,697	184,300
	4,354,503	4,058,858
	5,727,303	5,184,985
	<u>31,017,047</u>	<u>27,769,828</u>
	14,402,718	11,940,766
	9,784,590	9,764,412
	4,192,939	3,745,453
	<u>274,000</u>	<u>300,675</u>
	14,251,529	13,810,540
	<u>\$151,189</u>	<u>\$(1,869,774)</u>
	(558,645)	299,789
	<u>(485,102)</u>	<u>(246,118)</u>
	<u>(1,043,747)</u>	<u>53,671</u>
	<u>\$(892,558)</u>	<u>\$(1,816,103)</u>

NEW ZEALAND CRICKET INC.
STATEMENT OF FINANCIAL POSITION
AS AT 31 JULY 2013

CURRENT ASSETS

Cash and Cash Equivalents
Trade and Other Receivables
Inventories
Derivative Financial Instruments
Prepayments
TOTAL CURRENT ASSETS

NON CURRENT ASSETS

Derivative Financial Instruments
Property, Plant and Equipment
Other Non Current Assets
Intangible Assets
TOTAL NON CURRENT ASSETS

TOTAL ASSETS

CURRENT LIABILITIES

Trade and Other Payables
Income in Advance
Derivative Financial Instruments
Employee Entitlements
TOTAL CURRENT LIABILITIES

NON CURRENT LIABILITIES

Derivative Financial Instruments
TOTAL NON CURRENT LIABILITIES

TOTAL LIABILITES

NET ASSETS

EQUITY

For and on behalf of New Zealand Cricket Inc.
who authorised the Financial Statements for issue on: 19 September 2013


Director


Chief Executive

The accompanying notes form part of these financial statements.

	2013	2012
	\$	\$
	5,093,554	5,745,355
	5,939,213	3,397,996
	325,374	496,800
	9,590	375,607
	<u>516,553</u>	<u>307,139</u>
	11,884,284	10,322,897
	125,827	276,296
	1,542,589	1,466,998
	139,500	26,938
	<u>438,047</u>	<u>393,960</u>
	2,245,963	2,164,192
	<u>14,130,247</u>	<u>12,487,089</u>
	2,435,785	2,432,210
	3,638,623	1,690,644
	352,396	9,895
	<u>397,199</u>	<u>340,299</u>
	6,824,003	4,473,048
	<u>228,713</u>	<u>43,952</u>
	228,713	43,952
	<u>7,052,716</u>	<u>4,517,000</u>
	<u>\$7,077,531</u>	<u>\$7,970,089</u>
	<u>\$7,077,531</u>	<u>\$7,970,089</u>

NEW ZEALAND CRICKET INC.
STATEMENT OF CHANGES IN EQUITY
FOR THE 12 MONTHS ENDED 31 JULY 2013

Balance at 31 July 2011

Other Comprehensive Income

Net Profit (Loss) for the Period

Total Comprehensive Income/(Loss) for the Period

Balance at 31 July 2012

Other Comprehensive Income

Net Profit (Loss) for the Period

Total Comprehensive Income/(Loss) for the Period

Balance at 31 July 2013

The accompanying notes form part of these financial statements.

Cash Flow Hedge Reserve \$	Retained Earnings \$	Total \$
<u>544,386</u>	<u>9,241,806</u>	<u>9,786,192</u>
53,671	-	53,671
<u>-</u>	<u>(1,869,774)</u>	<u>(1,869,774)</u>
53,671	(1,869,774)	(1,816,103)
<u>\$598,057</u>	<u>\$7,372,032</u>	<u>\$7,970,089</u>
(1,043,747)	-	(1,043,747)
<u>-</u>	<u>151,189</u>	<u>151,189</u>
(1,043,747)	151,189	\$(892,558)
<u>\$(445,690)</u>	<u>\$7,523,221</u>	<u>\$7,077,531</u>

NEW ZEALAND CRICKET INC.
STATEMENT OF CASH FLOWS
FOR THE 12 MONTHS ENDED 31 JULY 2013

Cash flows from Operating activities

Cash was provided from:

Receipts from Sponsorship, Grants and Other Activities

Interest Received

Exchange Gains

Cash was applied to:

Payments to Suppliers and Employees

Grants to Associations

Interest Paid

Net cash inflow (outflow) from operating activities

Cash flows from Investing activities

Cash was provided from:

Fixed Asset Proceeds

Cash was applied to:

Purchase of Property, Plant and Equipment

Net cash inflow (outflow) from investing activities

Cash flows from Financing activities

Cash was provided from:

Proceeds from Loan Facility

Cash was applied to:

Payment of Loan Facility

Net cash inflow (outflow) from financing activities

Net increase (decrease) in cash and cash equivalents

Add opening cash brought forward

Effect of exchange rate fluctuations

Ending cash carried forward

Cash balances in balance sheet

Cash at Bank

Short Term Deposits

Ending cash carried forward

The accompanying notes form part of these financial statements.

12 Months to July 2013 \$	12 Months to July 2012 \$
---------------------------------	---------------------------------

43,802,650	42,191,793
25,899	32,644
44,028	-
<u>43,872,577</u>	<u>42,224,437</u>
(29,304,356)	(25,488,665)
(14,077,414)	(13,810,540)
(417,892)	(311,627)
<u>43,799,662</u>	<u>39,610,832</u>
<u>72,915</u>	<u>2,613,605</u>

18,588	-
--------	---

(744,292)	(441,959)
<u>(725,704)</u>	<u>(441,959)</u>

16,880,000	8,000,000
------------	-----------

(16,880,000)	(8,000,000)
--------------	-------------

<u>-</u>	<u>-</u>
----------	----------

<u>(652,789)</u>	<u>2,171,646</u>
-------------------------	-------------------------

5,745,355	3,586,260
988	(12,551)
<u>\$5,093,554</u>	<u>\$5,745,355</u>

4,464,070	1,426,847
629,484	4,318,508
<u>\$5,093,554</u>	<u>\$5,745,355</u>

NEW ZEALAND CRICKET INC.
SUMMARY OF FINANCIAL STATEMENTS
FOR THE 12 MONTHS ENDED 31 JULY 2013

BASIS OF PREPARATION

These summary financial statements have been prepared in compliance with "Financial Reporting Standard No.43 - Summary Financial Statements" issued by the Financial Reporting Standards Board of the New Zealand Institute of Chartered Accountants (May 2007). The summary financial statements do not include all disclosures provided in the full financial statements and cannot provide as complete an understanding as the full Annual Report which is available on request from New Zealand Cricket Inc., PO Box 8353, Symonds Street, Auckland, 1150, or from the New Zealand Cricket Inc. website www.blackcaps.co.nz.

These summary financial statements have been extracted from the New Zealand Cricket Inc. 31 July 2013 Annual Report which was issued by the Board of New Zealand Cricket Inc. on 18 September 2013. The Annual Report received an unqualified audit opinion dated 18 September 2013. The summary financial statements were issued by the Board of New Zealand Cricket Inc. on 19 September 2013, and an unqualified audit opinion dated 19 September 2013 has been received. The summary financial statements are presented in New Zealand Dollars rounded to the nearest dollar.

New Zealand Cricket Inc. is a New Zealand incorporated society under the Incorporated Societies Act 1908. New Zealand Cricket Inc. is responsible for the promotion and administration of cricket in New Zealand. Domestic cricket and development programmes are coordinated through Major Associations, who in addition assist with hosting arrangements of International Teams. The Major Associations do not directly form part of the operations of New Zealand Cricket Inc. New Zealand Cricket Inc. operates the High Performance Centre at Lincoln University, and manages a shared services office in Auckland. They manage New Zealand cricket teams touring offshore. Accordingly, the board has designated itself as a public benefit entity for the purposes of New Zealand equivalents to International Financial Reporting Standards (NZ IFRS).

The full set of financial statements included in the Annual Report has been prepared in accordance with New Zealand Generally Accepted Accounting Practice (NZ GAAP). The full financial statements complies with NZ IFRS, and other applicable Financial Reporting Standards, as appropriate for public benefit entities. These summary financial statements are in accordance with the recognition and measurement requirements of NZ IFRS but, in accordance with FRS-43, do not, nor are required to

comply with the presentation and disclosure requirements of NZ IFRS. The summary financial statements are in respect of New Zealand Cricket Inc.'s full financial statements.

CHANGES IN ACCOUNTING POLICIES AND NZ IFRS

There have been no changes in accounting policies. Policies have been applied on bases as consistent as possible with those used in previous years.

RECLASSIFICATION

The prior period balance for Trade and Other Receivables has been restated to \$3,397,996 in the current year, and the prior year balance for Prepayments has been restated to \$307,139 in the current year. This is due to ICC Levies being reclassified as Trade and Other Receivables in the current year from Prepayments.

OTHER NOTES

New Zealand Cricket Inc. is exempt from income tax as a promoter of amateur sport under section CW 46 of the Income Tax Act 2007.

Details relating to transactions with related parties (predominantly Major and District Associations) are fully disclosed in Note 19 of the full financial statements.

SUBSEQUENT EVENTS TO BALANCE DATE

A new Board of Directors were appointed on 19 September 2013, subsequent to the signing of the full financial statements on 18 September 2013 by the previous Board of Directors.

Independent Auditor's Report

To the members of New Zealand Cricket Inc.

The summary financial statements on pages 74 to 83, which comprise the summary statement of financial position as at 31 July 2013, the summary statement of comprehensive income, summary statement of changes in equity and summary cash flow statement for the year then ended, and related notes, are derived from the audited financial statements of New Zealand Cricket Inc. for the year ended 31 July 2013. We expressed an unmodified audit opinion on those financial statements in our report dated 18 September 2013. Those financial statements, and the summary financial statements, do not reflect the effects of events that occurred subsequent to the date of our report on those financial statements.

The summary financial statements do not contain all the disclosures required for full financial statements under generally accepted accounting practice in New Zealand. Reading the summary financial statements, therefore, is not a substitute for reading the audited financial statements of New Zealand Cricket Inc.

This report is made solely to the society's members, as a body, in accordance with its rules. Our engagement has been undertaken so that we might state to the society's members those matters we are required to state to them in our report and for no other purpose. To the fullest extent permitted by law, we do not accept or assume responsibility to anyone other than the society and the society's members as a body, for our work, for this report, or for the opinions we have formed.

Directors' Responsibilities / Responsibilities of the Members of the Governing Body

The board of directors are responsible for the preparation of summary financial statements in accordance with FRS-43: Summary Financial Statements.

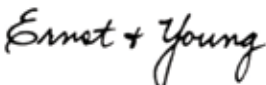
Auditor's Responsibilities

Our responsibility is to express an opinion on the summary financial statements based on our procedures, which were conducted in accordance with International Standard on Auditing (New Zealand) (ISA (NZ)) 810, "Engagements to Report on Summary Financial Statements."

Ernst and Young provide financial statement compilation and taxation services to New Zealand Cricket Inc.

Opinion

In our opinion, the summary financial statements derived from the audited financial statements of New Zealand Cricket Inc. for the year ended 31 July 2013 are consistent, in all material respects, with those financial statements, in accordance with FRS-43.



19 September 2013
Christchurch



New Zealand Cricket Board meeting attendance during 2012-13:

Chris Moller: 10

Greg Barclay: 7

Bill Francis: 9

Sir John Hansen: 9

Stuart Heal: 9

Don Mackinnon: 10

Therese Walsh: 8

Please note that Greg Barclay was elected as a NZC Board member on 1 November 2012 and was therefore not required to attend the August and September 2012 meetings, while there was no meeting in October 2012.



Spectrum Print

Pre-press and print production
by Spectrum Print, Christchurch

photosport

Sports photography supplied
by Photosport

New Zealand Cricket (Inc.)

Level 3, 8 Nugent Street Grafton, Auckland, 09 972 0605

Calder Drive, Lincoln University, Lincoln, 03 366 2964

www.blackcaps.co.nz

