



118th ANNUAL REPORT 2011-2012

New Zealand Cricket (Inc.)  
Calder Drive  
Lincoln University  
New Zealand  
Tel: +64 3 366 2964  
[www.blackcaps.co.nz](http://www.blackcaps.co.nz)



The 118th Annual Report  
of  
New Zealand Cricket Inc.

2011 – 2012



OFFICE BEARERS

PATRON

His Excellency The Right Honourable Sir Jerry Mateparae GNZM, QSO, Governor-General of New Zealand

PRESIDENT

D S Currie QSO

BOARD CHAIRMAN

C J D Moller

BOARD

W Francis, The Honourable Sir John Hansen KNZM, R Hart, S Heal, B King, D Mackinnon, T Walsh

CHIEF EXECUTIVE OFFICER

D J White

AUDITOR

Ernst & Young, Chartered Accountants

BANKERS

The National Bank of New Zealand

LIFE MEMBERS

Sir John Anderson KBE, M Brito, I W Gallaway, Sir R J Hadlee, J H Heslop CBE, J Lamason, T Macdonald QSM, P McKelvey CNZM MBE, D O Neely MBE, Hon. Justice B J Paterson CNZM OBE, J R Reid OBE, Y Taylor, Sir A Wright KBE

HONORARY CRICKET MEMBERS

J C Alabaster, F J Cameron MBE, R O Collinge, B E Congdon OBE, A E Dick, G T Dowling OBE, J W Guy, D R Hadlee, B F Hastings, V Pollard, B W Sinclair, J T Sparling.

STATISTICIAN

F Payne

NATIONAL CODE OF CONDUCT COMMISSIONER

N R W Davidson QC





## CONTENTS

From the NZC Board Chairman & NZC Chief Executive Officer	10
High Performance Teams	16
Family of Cricket	48
Sustainable Growth of the Game	52
Business of Cricket	56

FROM THE NZC BOARD CHAIRMAN & NZC CHIEF EXECUTIVE OFFICER



A season of change is the best way to describe the 2011-12 season in cricket.





## FROM THE NZC BOARD CHAIRMAN AND NZC CHIEF EXECUTIVE OFFICER

### A SEASON OF CHANGE IS THE BEST WAY TO DESCRIBE 2011-12.

Our commitment to the future is highlighted by the restructuring of the organisation, with the decision made by the NZC Board and driven by the CEO to relocate NZC's commercial arm of the business and support services to Auckland.

The High Performance Centre in Lincoln will remain the heart of New Zealand Cricket, with all on-field cricket functions remaining at their existing location. However, it makes good business sense for NZC's support services, including our commercial and marketing teams, to be based in Auckland where many of our commercial partners, our domestic broadcast partners, various funding organisations and other key service providers are based, along with most of the media.

New Zealand Cricket made considerable strides with the development of a strong, new Strategic Plan for the game of cricket in New Zealand. We are now entering the implementation stage, with the 2012-2015 Strategic Plan outlining cricket's priorities in safeguarding the long-term success of the game, from grassroots through to the BLACKCAPS and White Ferns. The new four-year strategic plan is built around five key pillars; Great Players, More Players, More Fans, Good Governance and Financial Success. These strands provide direction for the future of cricket in this country and a blueprint for success, on and off the field.

Independent surveys tell us cricket remains popular but we are acutely aware of the need to continue to engage with

fans. We do not take their support for granted and the new plan will challenge us to find ways to foster and promote the game at all levels in New Zealand.

The finances of the organisation remain a key area of focus. The strong US dollar has continued to test us and it should be noted that this year's financial result did not include the financial benefits associated with an ICC event as unusually no world tournament was held during the 12 month period to 31 July 2012. However, a ground breaking eight-year sponsorship and media rights agreement with Pitch International assisted us to reduce the budgeted deficit from \$7.3m to \$1.87m.

There were also a number of changes in the support structure for the BLACKCAPS, with coach John Wright choosing to step down from the role. Although it was disappointing, we respect his decision and he left with our best wishes and thanks for his contribution to the game as an international player and coach. His departure has created an opportunity for a fresh start for the team under new Head Coach Mike Hesson.

### INTERNATIONAL CRICKET

It was a difficult year for our international sides.

The losses sustained by our flagship team, the BLACKCAPS, were disappointing for the players and their loyal supporters. Nevertheless, there were a number of team and individual performances to be proud of. The Test win over Australia in Hobart was a tremendous achievement for captain Ross Taylor, the squad and coach John Wright. Another highlight was the fighting Test

draw against South Africa at the Basin Reserve. The team strive for courage, passion and commitment and it was great to see them show precisely those traits in these performances.

Our One Day International defeats to South Africa at home and the West Indies away were particularly frustrating. Those results have been intensively reviewed and we expect to see improvements in performance in the one-day format of the game.

Our White Ferns also had a challenging year as they look to rebuild after losing a number of key players. The Rose Bowl losses to Australia and home series defeat to England were evidence of this but the young squad showed some positive signs.

Despite the results there is huge interest in our sport and we have plenty to look forward to. We will co-host the ICC Cricket World Cup 2015 with Australia, which presents a rare opportunity for our family of cricket to improve facilities, showcase our country and develop the game to leave a lasting legacy.

In the shorter term the new season ahead promises to deliver more exciting international cricket, with the highlight being the tour here by the English team and their colourful supporters in early 2013.

### DOMESTIC CRICKET

The men's domestic spoils were shared between three of our six Major Associations, which illustrated the highly competitive and closely fought nature of our competitions.

The Northern Knights reclaimed the coveted Plunket Shield, the Central Stags lifted the Ford Trophy while the Auckland Aces were crowned HRV Cup champions for the second year in a row.

In the women's competition, the Canterbury Magicians retained their T20 title but were upset in the 50-over final by the Auckland Hearts.

A review of our domestic competitions has been on-going since February with a goal being to maintain competitions that are commercially sustainable, generate greater public interest and provide a pathway that produces high quality international players. By the end of the financial year the review had reached a consultation phase with the Major Associations requested to submit their preferred delivery model for domestic competitions.

The new domestic broadcast agreement with SKY TV will showcase the HRV Cup on the prime viewing time of Friday night which will assist to elevate the profile of the T20 domestic competition.

### GRASSROOTS

Our development team continues to make strides in promoting grassroots cricket, with a small increase in participation numbers recorded this past year.

Cricket is no longer confined to weekends, with the most significant improvement in player numbers coming from modified formats and mid-week competitions.

We have enjoyed some good success with our programmes over the last few years and a number of key players in

those successes are now appearing in representative teams.

#### PARTNERSHIPS

New Zealand Cricket, once again, is extremely grateful for the outstanding contribution from our top tier sponsors: The National Bank, HRV, Ford and Specsavers.

We would like to single out our major series sponsor, The National Bank, who have supported cricket for more than a decade now and with whom we enjoy a relationship that transcends more than just its significant commercial involvement in the game.

We would also like to extend our sincere appreciation to each of our other corporate partners, acknowledged elsewhere in this report. Special mention should be made for the support and contribution by Sport New Zealand, High Performance Sport New Zealand, SKY Television and Pitch International. Without these partners' assistance we would not be able to develop and promote the game throughout New Zealand.

We continue to build a positive partnership with the New Zealand Cricket Players' Association (NZCPA). We respect the important work they perform for the professional side of the game and look forward to continuing to develop stronger ties between the two organisations

Our Professional Cricket Advisory Group (PCAG) representatives continue to work effectively and in collaboration, operating within conditions that are consistent within spirit of the Master Agreement. They need to be commended for providing their invaluable time, energy and

expertise to the group.

NZC would like to acknowledge the continued support it receives from cricket's governing body, the ICC. Our thanks to Haroon Lorgat, who stepped down as CEO in June this year and we look forward to working with the new CEO, David Richardson.

NZC congratulates former NZC Board Chairman, Alan Isaac, who was elected ICC President at the ICC Annual Conference in Kuala Lumpur in June 2012. He succeeds Sharad Pawar as ICC President for a two-year term. NZC is proud to have one of its own in such an important position at the pinnacle of world cricket. He is also the first New Zealander to have held the position of ICC President.

#### NEW ZEALAND CRICKET BOARD

We take this opportunity to thank the NZC Board for its commitment, guidance and ability to keep an open mind in making difficult decisions for the betterment of cricket in this country.

At the 2011 Annual General Meeting, our Members elected Therese Walshe and Don Mackinnon to the board, replacing Stephen Boock and Anne Urlwin. The NZC Board would like to thank Stephen and Anne for their service and contribution to the game.

We would also like to acknowledge NZC President, Denis Currie, who is serving the last year of his three-year term. Denis continues to be an outstanding servant of the game and is highly respected amongst the cricket world.

Following the Annual General Meeting

in 2011, the NZC Board proposed to the Major Associations that an independent review of the governance of NZC be commissioned. Terms of reference of the review were prepared by the NZC Board and agreed by Members. The report was produced by BoardWorks International following consultation with Members. The Board have considered each of the recommendations and expressed a preliminary review of the recommendations, which has been circulated to Members for feedback. The Board is committed to ensuring that NZC is committed to its strategic objective of implementing best practice governance for NZC and its constituent members.

#### NZC STAFF

The behind-the-scenes work of our devoted staff should be acknowledged. There have been some unsettling periods during the past year and we have nothing but admiration for the hard work and professionalism displayed.

We would also like to record our thanks and appreciation to Justin Vaughan, who stepped down as Chief Executive Officer after four years in the role.

#### OTHER STAKEHOLDERS

We would like to end by thanking all players, coaches, umpires, scorers, volunteers and administrators at all levels of cricket in New Zealand for their untiring dedication in fostering and developing the wonderful game of cricket.

We would like to say thank you to the New Zealand family of cricket for the encouragement and support that you have shown since the change in CEO in early February 2012.



Chris Moller  
NZC Board Chairman



David White  
NZC Chief Executive Officer



HIGH PERFORMANCE TEAMS





## HIGH PERFORMANCE TEAMS

THE BLACKCAPS AND WHITE FERNS ARE NEW ZEALAND CRICKET'S FLAGSHIP TEAMS ON THE INTERNATIONAL STAGE. THEIR PERFORMANCES ARE A STRATEGIC PRIORITY AND SIGNIFICANT BUSINESS DRIVER FOR NEW ZEALAND CRICKET, CONTRIBUTING SIGNIFICANTLY TO THE DEVELOPMENT OF THE GAME AT ALL LEVELS.

### BLACKCAPS IN ZIMBABWE

In October 2011 the BLACKCAPS travelled to Zimbabwe to play two Twenty20s, three ODIs and a Test match against the hosts. They were victorious in all three formats, losing just one match on tour.

The BLACKCAPS made the perfect start when they limited Zimbabwe to 123 for eight in the first Twenty20 in Harare. In reply, Brendon McCullum blitzed an unbeaten 81 off 46 deliveries to lead New Zealand to a comprehensive 10-wicket win.

The Twenty20 component was wrapped up in the second match when the BLACKCAPS claimed a 34-run victory under the Duckworth-Lewis system, having posted 187 for three in the first innings. McCullum (64) and Martin Guptill (67) put on 120 for the opening wicket to ensure a big run chase for the home side. Zimbabwe were dismissed for 154, with newcomer Doug Bracewell the pick of the bowlers in collecting figures of three for 25.

The first ODI saw another convincing batting display from the top order, as the BLACKCAPS surpassed Zimbabwe's total

of 231 with nine wickets in hand. Rob Nicol brought up his maiden ODI century with an unbeaten 108 off 131 balls.

It was Guptill's turn to prosper in the following match, scoring 105 off 121 balls as the BLACKCAPS chased 260 for victory. After Andy McKay had been the chief wicket-taker with figures of four for 53, Guptill and McCullum (87) picked up the bulk of the runs to help the BLACKCAPS to a four-wicket win and series victory.

In the dead-rubber third match, the BLACKCAPS were left stunned as their imposing total of 328 was surpassed. Despite centuries from Ross Taylor (119) and Kane Williamson (100no) Zimbabwe managed to pull off an amazing upset as they chased down the total with one wicket and one ball to spare. In terms of results, it was the BLACKCAPS' only blemish of the tour.

The final hurdle was the one-off Test in Bulawayo where the initial signs were promising. The BLACKCAPS posted 428 in the first innings, with Guptill (109) scoring his second century of the tour. Zimbabwe, however, kept in touch as their captain Brendan Taylor led the fight back. The match hung in the balance until deep into the final day after Zimbabwe were left a target of 365. They threatened at 303 for five but Test debutant Bracewell scythed through the lower order with figures of five for 85 as the BLACKCAPS won by 34 runs for a welcome victory on foreign soil.

### BLACKCAPS IN AUSTRALIA

The BLACKCAPS shared the two-match series across the Tasman, responding to

the First Test loss by triumphing in the exciting Second Test at Hobart where they picked up their First Test victory in Australia for 26 years.

The First Test at The Gabba in Brisbane was disappointing for the BLACKCAPS as they failed to get on top of the hosts' bowling attack. A resilient 96 from Daniel Vettori and an unbeaten 77 from Dean Brownlie carried the tourists to a first innings score of 295 before Australia compiled 427 and then effectively finished off the match by dismissing the BLACKCAPS for 150 in the second innings. The home side needed just 19 runs for victory and did so for the loss of one wicket.

New Zealand responded in emphatic fashion at Hobart where the pitch favoured the bowlers throughout, with 233 proving to be the top innings score of the match.

The BLACKCAPS struggled initially but their first innings of 150 was placed in context when they rolled Australia for 136 on the back of three wickets apiece for Trent Boult, Chris Martin and Doug Bracewell.

New Zealand battled hard in the second innings and 56 from Ross Taylor lifted them to 226 all out, giving them an overall lead of 240. Australia were in the box seat at 159 for two but Bracewell turned the game on its head. The young fast bowler tore through the Australians to collect figures of six for 40 off 16.4 overs as the BLACKCAPS won by seven runs. It was their first Test win in Australia since 1985.

### THE NATIONAL BANK SERIES V ZIMBABWE

The BLACKCAPS played Zimbabwe for the second time during the summer when the African team travelled here for The National Bank series. New Zealand completed a clean sweep in a tour format which replicated the series in October in Zimbabwe, with one Test, three ODIs and two Twenty20s.

The tour began with the Test at McLean Park in Napier where the BLACKCAPS made light work of the tourists. Ross Taylor (122) and BJ Watling (102no) made centuries to give the home side a healthy first innings total of 495 for seven declared. Their bowling attack then routed Zimbabwe for 51 and 143 to secure victory by an overwhelming margin of an innings and 301 runs. Veteran quick Chris Martin was the best of the bowlers, taking six for 26 in the second innings to finish with a match haul of eight for 31.

The BLACKCAPS continued their dominance when the ODI series started at University Oval in Dunedin. They scored 248 batting first before dismissing Zimbabwe for 158, with part-time spinner Rob Nicol playing a big role to take four for 19.

New Zealand sealed the series with a resounding 141-run win in the second match at Cobham Oval in Whangarei where Nicol blasted 146 off 134 balls in his team's 372 for six.

The final ODI produced another comprehensive victory margin for the hosts after Brendon McCullum scored a run-a-ball 119 in their 373 for eight before Zimbabwe were dismissed for 171.

The BLACKCAPS won the Twenty20 series 2-0, Martin Guptill striking 91 not out off 74 balls to guide them to victory by seven wickets in Auckland before they were fully stretched in Hamilton where Zimbabwe scored 200 for two and it required late fireworks from Kane Williamson, who hit 20 not out off five balls, to get them over the line with two balls and five wickets to spare.

#### NATIONAL BANK SERIES V SOUTH AFRICA

South Africa arrived here widely regarded as one of the most powerful Proteas squads to appear in New Zealand. They set about showing why as they claimed series victories in all three formats.

The BLACKCAPS were worthy opponents despite being without injured captain Ross Taylor for the three ODI fixtures. The Twenty20 and Test series were both particularly hard fought but the home side would have been disappointed with their showing in the ODIs.

The tour began brightly for the hosts when tight bowling and figures of three for 28 from Tim Southee limited South Africa to 147 for six in the first Twenty20 at the Basin Reserve in Wellington. Martin Guptill then stroked an unbeaten 78 to guide his team to a six-wicket win. South Africa struck back with a vengeance in the second match at Seddon Park in Hamilton where Richard Levi broke numerous records in his thunderous 117 not out of 51 balls as South Africa stormed to an eight-wicket victory with four overs to spare.

The decisive third match at Auckland's Eden Park was one that got away from

the BLACKCAPS. They needed just 10 runs from the final two overs with six wickets in hand but a late collapse and some tight bowling saw South Africa steal a three-run win and take the series 2-1.

The momentum was with South Africa and they took full advantage as they swept the ODI series 3-0. Even Brendon McCullum's average over the series of 62.66 couldn't spark the BLACKCAPS, with the opposition comfortably chasing down targets on each occasion.

The three-match Test series was much more evenly contested before South Africa emerged 1-0 victors.

It was a case of what might have been for the BLACKCAPS in the First Test at Dunedin's University Oval after they manoeuvred themselves into a highly promising position only to be denied by the elements. The penultimate day ended with the hosts requiring another 264 for victory with eight wickets in hand and McCullum (58no) and Taylor (48no) settled at the crease. Their hopes, though, were dampened by rain which prevented them taking the field on the scheduled fifth day. Earlier, Chris Martin took four for 56 to gain New Zealand a 35-run first innings lead before centuries to skipper Graeme Smith, Jacques Kallis and Jacques Rudolph steered South Africa to 435 for five declared in their second innings.

South Africa dominated the Second Test at Seddon Park en route to a nine-wicket victory. Quality seamer Vernon Philander collected a match analysis of 10 for 114 as New Zealand were dismissed for 185 and 168 before the tour-

ists eased to a victory target of 101 for the loss of one wicket. One bright spot for New Zealand was the performance of recalled fast bowler Mark Gillespie, who took five for 59 in South Africa's first innings of 253.

The BLACKCAPS regrouped for the final Test at the Basin Reserve which ended in a thrilling draw. Centuries to Alviro Petersen and JP Duminy carried the tourists to 474 for nine in the first innings and they captured a 199-run lead when they dismissed New Zealand for 275. A draw was the best New Zealand could hope for after they were left a target of 389. After teetering at 83 for four, the hosts held out thanks to a character-filled, unbeaten 102 from Kane Williamson, who occupied the crease for 327 minutes as his team finished on 200 for six.

#### BLACKCAPS IN WEST INDIES

The BLACKCAPS endured a tough tour of the West Indies, in which they played two Twenty20s, five ODIs and two Tests.

The tour, which began with two Twenty20s at Central Broward Regional Park in Florida, saw Chris Gayle return to the West Indies with devastating consequences for the BLACKCAPS.

The hard hitting opener almost single-handedly led the West Indies to victories in both matches, making an unbeaten 85 followed by 53 in the second game. The New Zealanders were troubled by a long list of injuries, including the early loss of captain Ross Taylor, as they fell short of the West Indies totals by 56 and 61 runs.

The ODI series shifted to the Caribbean but again the West Indies held the upper hand to win 4-1. New Zealand quickly found themselves 2-0 down despite innings of 60 and 72no from BJ Watling then hit back to win the third match to revive their hopes.

They kept the series alive with a convincing 88-run victory after Rob Nicol (59), Nathan McCullum (50) and Watling (40) led them to a total of 249 for nine. A good all-round bowling effort saw the West Indies dismissed for 161.

Taylor returned to the team for the fourth match at St Kitts and made an immediate impact by scoring 110 but New Zealand's 240 was 25 short of what was required. The final game followed a familiar pattern, with New Zealand managing just 221 when chasing a target of 242.

New Zealand's fortunes did not change for the better in the two Test matches, which the West Indies won by nine wickets and five wickets at North Sound, Antigua, and Kingston, Jamaica.

Amid the defeats were some positive signs, with Martin Guptill being the highest run scorer in the series with an average of 66.75 over the two Tests and young left-arm fast bowler Trent Boult showing promise by regularly taking wickets at the top of the innings.

#### NEW BLACKCAPS

The following players were awarded Test caps during the year:

Doug Bracewell	#251
Dean Brownlie	#252



Trent Boult	#253
Rob Nicol	#254
Kruger van Wyk	#255
Neil Wagner	#256

All of these players apart from van Wyk also appeared for the BLACKCAPS in limited overs matches, as well as Graeme Aldridge, Andrew Ellis, Tom Latham, Roneel Hira, Tarun Nethula, Michael Bates and Colin de Grandhomme.

#### WHITE FERNS

A youthful White Ferns side took many steps towards a brighter future in the 2011-12 season. Series losses to England and Australia looked unglamorous on paper but the results did not reflect the close nature of the games.

Suzie Bates faced trying circumstances in her first summer as captain but led the team well and will take heart from a marked improvement as their campaign progressed.

#### WHITE FERNS TOUR OF AUSTRALIA

The White Ferns were unable to wrestle the Rose Bowl from Australia's grasp, with the coveted prize being decided by a single ODI. The inaugural WT20 INTL series, consisting of five Twenty20s, was also out of reach for New Zealand and while many of the matches were close, Australia finished 4-1 victors.

The Rose Bowl differed from previous years, in that it was competed for in the ODI series alone. Preceding this, the tournament had been decided on a combination of results from the ODI and Twenty20 matches, but a decision to create separate trophies for the two

formats saw the introduction of the WT20 INTL competition.

New Zealand made a solid start to the first ODI in Sydney, only for it to be abandoned due to inclement weather. The second match suffered the same fate, leaving the third and final match at Blacktown International Sportspark to decide the series, but the White Ferns were bundled out for 125 and soundly beaten by nine wickets.

Australia continued their dominance in the Twenty20 format, wrapping up the WT20 INTL by winning the first three matches, albeit by some tight margins. The fourth match saw New Zealand claim their first win of the tour. Figures of three for nine from Kate Broadmore limited the home side to 92 for seven, which was followed by an unbeaten 40 with the bat from captain Suzie Bates. Those two individual performances combined to see New Zealand cruise to a six-wicket victory. Australia went on to win the final Twenty20 by 20 runs.

#### WHITE FERNS HOST ENGLAND

The White Ferns knew they would be challenged when England came to New Zealand with the reputation of being the most dominant force in women's cricket and the tourists set the tone early by winning the opening Twenty20 match by six wickets.

They then won the second by 48 runs when the hosts suffered a middle order collapse after looking promising at 89 for two chasing England's 166. Senior players Suzie Bates (37) and Sara McGlashan (28) led the way, until a mid-order collapse shifted the momen-

tum back to England and handed them a comfortable 48-run victory.

With the series on the line New Zealand dug deep in the third game and looked to have victory in the bag until the final two overs. After dismissing the English for 109, the White Ferns were 80 for four with 3.4 overs remaining but lost three quick wickets before the match was called off due to rain and England wrapped up the series with a 10-run win via the Duckworth-Lewis system.

The fourth game was lost to the weather then England underlined their dominance with a five-wicket win in the final fixture despite Morna Nielsen putting in an impressive performance with the ball to claim figures of four for 10.

England carried their form into the ODI series which they won 3-0.

McGlashan (74) and Amy Satterthwaite (38) put their side in a strong position in the first game as New Zealand made 233 for six only to watch on as English captain Charlotte Edwards scored 84 to steer her team home by five wickets. Edwards struck again in the next match, posting an unbeaten 137 off 88 balls as England reached 219 for six before restricting New Zealand to 164 despite Satterthwaite striking 69 off 56 deliveries.

Satterthwaite was in the runs again in the last match, top scoring with 58 while Katie Perkins posted 51, her maiden international half-century, in a total of 220. This time Sarah Taylor responded for England with 109 not out as they won by six wickets with more

than seven overs to spare.

Throughout the series it was evident the White Ferns were becoming increasingly comfortable against their opposition but lacked their rivals' experience. However, the exposure given to some of the upcoming talent will be invaluable and there are high hopes that future results will reflect this.

#### NEW WHITE FERNS

Three new White Ferns made their debuts this season. Maddy Green and Katie Perkins of the Auckland Hearts made their first appearance during the Rose Bowl series, while Anna Peterson of the Northern Spirit played her first international match against England.

Throughout the series it was evident the White Ferns were becoming increasingly comfortable against their opposition but lacked their rivals' experience.

#### PLUNKET SHIELD

Having last been victorious in 2009/10, the Northern Knights returned to the top of the table in the premier four-day



## DOMESTIC CRICKET

First-Class competition in the 2011/12 season.

Northern won four of their 10 matches outright and finished on 96 points, seven clear of their closest rivals the Central Stags. The Auckland Aces rounded off the top three, ending the season with 82 points.

### THE FORD TROPHY

Former BLACKCAP Michael Mason stole the show for the Central Stags as they claimed a dramatic two-wicket victory against the Auckland Aces in the 50-over Ford Trophy final at Pukekura Park in New Plymouth. In his final match for Central, Mason smashed 41 off 19 deliveries to help his side chase down Auckland's total of 282 with one ball remaining.

Earlier, Neal Parlane's 106 helped Auckland build a substantial total. With the Stags 225 for eight after 45.2 overs, the game seemed all but over until a 60-run partnership between Mason and Martin Kain gave them the most unlikely of victories. It was Central's first One-Day title since 2005/06.

Central finished top of the table in the regular season, albeit in somewhat unusual fashion. They won only three of their eight matches but also had two games abandoned and two finish with a no result. Auckland were next best with four wins, but also had three losses compared to Central's one.

### HRV CUP

The Auckland Aces became the first team to successfully defend the HRV

Twenty20 title when they beat the Canterbury Wizards in the final at Colin Maiden Park. Having lost to Canterbury at the same venue in the final round, Auckland set their opponents 197 to win, with Martin Guptill's 70 from 41 balls being the biggest contribution. Canterbury fell short of their target by 45 runs, making it back-to-back HRV Cups for Auckland.

Auckland were the form team throughout the competition and topped the table at the end of the season with seven wins from their 10 matches. Canterbury were a comfortable second with six wins 10 points ahead of the Northern Knights in third place.

### CHAMPIONS LEAGUE T20

As winners of the 2010/11 domestic competition, the Auckland Aces went through to the qualifying stages of the Champions League T20 held in India in September 2011.

In pool A with Somerset and the Kolkata Knight Riders, the Aces needed to finish at least second to have any chance to progress. A two-run loss to Kolkata followed by a four-wicket loss to Somerset ended their aspirations.

Lou Vincent was the standout batsman for Auckland, scoring 40 against Kolkata and 47 not out against Somerset.





On paper, Auckland's results showed them to be the leading province in 2011/12 but there will be some disappointment they managed to attain only one title after having an opportunity to claim all three.



## AUCKLAND ACES

Plunket Shield: 3<sup>rd</sup>  
 Ford Trophy: 2<sup>nd</sup>  
 HRV Cup: 1<sup>st</sup>

Captain: Gareth Hopkins  
 Coach: Paul Strang

The 2011-12 season was a prosperous one for the Auckland Aces. They were the only team to manage a top three finish in all three formats, with a successful defence of the HRV Cup highlighting their campaign. They suffered a narrow loss in the final of the Ford Trophy to relinquish the 50-over title but managed to secure third in the Plunket Shield – a vast improvement on their bottom-placed finish in the First-Class competition last year.

Their second successive HRV Cup title will again see the Aces gain entry to the Champions League Twenty20 qualifying tournament.

Having suffered just two losses throughout the Twenty20 competition, the Aces sat atop the table heading into the final where they maintained their consistency to beat the Canterbury Wizards by 44 runs. Martin Guptill was the cornerstone of their campaign, averaging a staggering 72 throughout the competition and making 70 in the final.

In The Ford Trophy one-day competition, Auckland started strong but faltered at the end of the round robin by losing three of their last four games. They still managed to make the final though, and were looking good to beat rivals the Central Stags after Neal Parlane's 106 carried them to 282 for eight.

With just two wickets required for victory, Auckland succumbed to a seemingly impossible ninth wicket stand of 60 from Central's lower order. It was Michael Mason's heroic 41 not out which forced Auckland to relinquish the title and settle for second place.

Auckland still had an opportunity to pick up their second piece of silverware in the Plunket Shield. Having trailed leaders the Northern Knights for the majority of the season, the Aces were within reach of finishing top if they picked up maximum points in the last round. It didn't eventuate though, as they could manage only a draw with Canterbury and ultimately finished third.

On paper, Auckland's results showed them to be the leading province in 2011/12 but there will be some disappointment they attained only one title after having an opportunity to claim all three.

Their impressive all-round season provided many positives for a number of individuals in the side. Along with BLACKCAPS Kyle Mills, Martin Guptill and Chris Martin, Auckland also had Ronnie Hira, Michael Bates and Colin de Grandhomme gain their first taste of international cricket.

Their impressive all-round season provided many positives for a number of individuals in the side.

## PLUNKET SHIELD: 3RD

Opponent	Played	Won	Lost	Draw	Abandoned
Canterbury Wizards	2			2	
Central Stags	2		1	1	
Northern Knights	2	1		1	
Otago Volts	2	2			
Wellington Firebirds	2		1	1	
Overall	10	3	2	5	

## HRV CUP: 1ST

Opponent	Played	Won	Lost	Tie	Abandoned
Canterbury Wizards	3	2	1		
Central Stags	2	1			1
Northern Knights	2	2			
Otago Volts	2	2			
Wellington Firebirds	2	1	1		
Overall	11	8	2		1

## FORD TROPHY: 2ND

Opponent	Played	Won	Lost	Tie	Abandoned
Canterbury Wizards	1		1		
Central Stags	4		2		2
Northern Knights	2	2			
Otago Volts	2	2			
Wellington Firebirds	2	1	1		
Overall	11	5	4		2





## CANTERBURY WIZARDS

Plunket Shield: 6<sup>th</sup>  
 Ford Trophy: 4<sup>th</sup>  
 HRV Cup: 2<sup>nd</sup>

Captain: Peter Fulton  
 Coach: Bob Carter

The Canterbury Wizards had a reasonable year results wise and will be happy with the development of a crop of talented young players. They made a good fist of the HRV Cup before losing to Auckland in the final. The Wizards finished a mid-table fourth in the Ford Trophy but didn't perform as well in the Plunket Shield, with a slow start seeing them finish in last place.

On the path to the HRV Cup final, much of the Wizards' success can be attributed to a powerful middle-order batting line-up. Three of the top four strike rates in the competition belonged to Canterbury batsmen, with Andrew Ellis leading the way with a strike rate of 186.96. Having beaten Auckland the week before in a thrilling chase of 202, the Wizards were unable to repeat the feat in the final and fell 44 runs short of the Aces' 196.

Despite a solid start to the Ford Trophy, the Wizards lost momentum heading into the final rounds and were knocked out in the preliminary final by Otago. That left the Plunket Shield but it took until the eighth round for them to record their first win, leaving too much ground to make up.

Despite sub-par results in the other two formats, Canterbury had much to be optimistic about at the end of

the season. Young players such as Ed Nuttall, Tim Johnston and Matt Henry continued to progress, which will no doubt benefit the province in coming seasons. Ex-Auckland player Rob Nicol was another bright point, proving effective with the bat in all formats and also as a viable bowling option, as highlighted by the fact he was the third leading wicket taker in the HRV Cup.

Despite sub-par results in the other two formats, Canterbury had much to be optimistic about at the end of the season. Young players such as Ed Nuttall, Tim Johnston and Matt Henry continued to progress, which will no doubt benefit the province in coming seasons.

## PLUNKET SHIELD: 6TH

Opponent	Played	Won	Lost	Draw	Abandoned
Auckland Aces	2			2	
Central Stags	2	1		1	
Northern Knights	2		2		
Otago Volts	2		1	1	
Wellington Firebirds	2		1	1	
Overall	10	1	4	5	

## HRV CUP: 2ND

Opponent	Played	Won	Lost	Tie	Abandoned
Auckland Aces	3	1	2		
Central Stags	2	1			1
Northern Knights	2	1	1		
Otago Volts	2	1			1
Wellington Firebirds	2	2			
Overall	11	6	3		2

## FORD TROPHY: 4TH

Opponent	Played	Won	Lost	Tie	Abandoned
Auckland Aces	1	1			
Central Stags	2	1	1		
Northern Knights	2		1		1
Otago Volts	2		1		1
Wellington Firebirds	2	1	1		
Overall	9	3	4		2



## CENTRAL STAGS

Plunket Shield: 2<sup>nd</sup>  
 Ford Trophy: 1<sup>st</sup>  
 HRV Cup: 5<sup>th</sup>

Captain: Jamie How  
 Coach: Alan Hunt

The Central Stags will be pleased with the way they finished their season, after a poor showing in the highly coveted HRV Cup. They reached the high point of their campaign when they captured the One-Day Ford Trophy title and then made a late push to finish second in the First-Class standings.

Central failed to find their rhythm in the Twenty20 competition although this could be partly attributed to inclement weather forcing many of their fixtures to be shortened or abandoned. Apart from a combined effort from Bevan Small and Michael Mason to take what many considered to be one of the best catches ever, Central had little joy throughout the competition and finished fifth on the ladder, with just three wins from 11 matches. Adam Milne shone, taking 11 wickets to be the team's top wicket taker.

The 50-over format saw far more success for the side as they became the champions after what will be remembered as one of the all-time great finals. In veteran fast bowler Michael Mason's last match before retirement, the Stags trailed by 58 with just two wickets in hand. What came next was nothing short of miraculous as Mason smashed an unbeaten and career-high 41 off 19 balls to hand the Ford Trophy to the Central Stags in spectacular

fashion. It was a great way to see off a true servant of New Zealand cricket.

Inconsistency cost Central in the longer format, as they were forced to chase rivals Northern Knights for much of the season. Despite a convincing victory over Northern in the final round to put them in second place, it wasn't enough to see them challenge for the title.

Kruger van Wyk was a spearhead for Central in the Plunket Shield, tallying 638 runs at an average of 91. His impressive form saw him gain his first Test cap for the BLACKCAPS, as well as the honour of being named Central Districts' Player of the Year.

The 50-over format saw far more success for the side as they became the champions after what will be remembered as one of the all-time great finals.

## PLUNKET SHIELD: 2ND

Opponent	Played	Won	Lost	Draw	Abandoned
Auckland Aces	2	1		1	
Canterbury Wizards	2		1	1	
Northern Knights	2	1	1		
Otago Volts	2	2			
Wellington Firebirds	2			2	
Overall	10	4	2	4	

## HRV CUP: 5TH

Opponent	Played	Won	Lost	Tie	Abandoned
Auckland Aces	2		1		1
Canterbury Wizards	2		1		1
Northern Knights	2		2		
Otago Volts	2	1	1		
Wellington Firebirds	2	2			
Overall	10	3	5		2

## FORD TROPHY: 1ST

Opponent	Played	Won	Lost	Tie	Abandoned
Auckland Aces	4	2			2
Canterbury Wizards	2	1	1		
Northern Knights	1	1			
Otago Volts	2				2
Wellington Firebirds	1				1
Overall	10	4	1		5



## NORTHERN KNIGHTS

Plunket Shield: 1<sup>st</sup>  
 Ford Trophy: 6<sup>th</sup>  
 HRV Cup: 3<sup>rd</sup>

Captain: James Marshall, Brad Wilson,  
 Scott Styris

Coach: Grant Bradburn

It was a season of contrasts for the Northern Knights. Having finished third in the Twenty20 competition, the Knights then put in a series of underwhelming performances in the 50-over format to finish last. They did, however, leave their best form for the First-Class competition in which they dominated their rivals and were deservedly crowned Plunket Shield champions.

The Knights had an enviable supply of players with international experience, but couldn't produce enough consistency with their top order to challenge for either of the limited overs titles. Kane Williamson was one positive for Northern, finishing as the most economical bowler in the HRV Cup, with a run rate of just 5.74 per over. Overall, they would consider their third placing on the Twenty20 ladder an under-achievement considering the talent they possessed.

The Ford Trophy saw very little change for the Knights as inconsistency once again plagued them. A number of their squad were also missing due to BLACKCAPS duty and the province failed to handle it.

Despite the disappointment of the limited overs competitions, Northern

excelled in the four-day game. With 96 points, Northern finished seven ahead of their closest rivals and claimed the Plunket Shield to finish their season on a high. Daniel Flynn returned from injury and proved to be a powerhouse for the side, averaging over 65 for the season. His incredible form meant he was added to the long list of Knights players who represented the BLACKCAPS.

Despite the disappointment of the limited overs competitions, Northern excelled in the four-day game. With 96 points, Northern finished seven ahead of their closest rivals and claimed the Plunket Shield to finish their season on a high.

## PLUNKET SHIELD: 1ST

Opponent	Played	Won	Lost	Draw	Abandoned
Auckland Aces	2		1	1	
Canterbury Wizards	2	2			
Central Stags	2	1	1		
Otago Volts	2			2	
Wellington Firebirds	2	1		1	
Overall	10	4	2	4	

## HRV CUP: 3RD

Opponent	Played	Won	Lost	Tie	Abandoned
Auckland Aces	2		2		
Canterbury Wizards	2	2			
Central Stags	2	2			
Otago Volts	2		1		1
Wellington Firebirds	2	1	1		
Overall	10	5	4		1

## FORD TROPHY: 6TH

Opponent	Played	Won	Lost	Tie	Abandoned
Auckland Aces	2		2		
Canterbury Wizards	2	1			1
Central Stags	1		1		
Otago Volts	2		2		
Wellington Firebirds	1	1			
Overall	8	2	5		1





## OTAGO VOLTS

Plunket Shield: 5<sup>th</sup>  
 Ford Trophy: 3<sup>rd</sup>  
 HRV Cup: 4<sup>th</sup>

Captain: Aaron Redmond,  
 Brendon McCullum, Derek de Boorder

Coach: Vaughn Johnson

Otago had a disappointing campaign considering the depth of their squad. The southerners boasted a number of players with experience at international level but lacked consistency and finished the season with fairly disappointing results. There were some positive aspects though, with Neil Wagner continuing to be a force with the ball and young opener Hamish Rutherford excelling with the bat during the latter half of the season.

Otago's HRV season got off to an exciting start when Derek de Boorder hit a six off the final ball to give his side an opening match victory. Such heroics were rare for the rest of the competition though, as a number of close losses saw them struggle to keep up with leaders Auckland and Canterbury. Brendon McCullum was once again strong, finishing as the second leading run scorer in the competition, while Dimitri Mascarenhas was the fifth most economical bowler.

Their best chance of silverware was in the Ford Trophy in which they made the playoffs. Unfortunately, they had to settle for third after Auckland knocked them out in the preliminary final.

Wagner was superb during the First-Class competition, once more finishing as the leading wicket taker with 46 scalps at an average of 26.32. To make his summer even more memorable, Wagner became eligible for the BLACK-CAPS and was duly selected in the Test team to tour the West Indies.

The end of the 2011-12 season saw the province say goodbye to a true servant of the game in Craig Cumming. Cumming announced halfway through the season that he would be retiring at the end of the campaign. His 19-year career was marked by a number of successes and Otago will miss his leadership and consistency with the bat.

Their best chance of silverware was in the Ford Trophy in which they made the playoffs. Unfortunately, they had to settle for third after Auckland knocked them out in the preliminary final.

### PLUNKET SHIELD: 5TH

Opponent	Played	Won	Lost	Draw	Abandoned
Auckland Aces	2		2		
Canterbury Wizards	2	1		1	
Central Stags	2		2		
Northern Knights	2			2	
Wellington Firebirds	2	1	1		
Overall	10	2	5	3	

### HRV CUP: 4TH

Opponent	Played	Won	Lost	Tie	Abandoned
Auckland Aces	2		2		
Canterbury Wizards	2		1		1
Central Stags	2	1	1		
Northern Knights	2	1			1
Wellington Firebirds	2	1			1
Overall	10	3	4		3

### FORD TROPHY: 3RD

Opponent	Played	Won	Lost	Tie	Abandoned
Auckland Aces	2		2		
Canterbury Wizards	2	1			1
Central Stags	2				2
Northern Knights	2	2			
Wellington Firebirds	2	1	1		
Overall	10	4	3		3



## WELLINGTON FIREBIRDS

Plunket Shield: 4<sup>th</sup>  
 Ford Trophy: 5<sup>th</sup>  
 HRV Cup: 6<sup>th</sup>

Captain: Grant Elliot

Coach: Jamie Siddons

It was a season which didn't go to plan for the Wellington Firebirds – a surprise considering the impressive array of talent in the side. A lack of consistency with the bat was a major issue for the Firebirds, who suffered a number of batting collapses at crucial times.

Despite the team's poor results there were a number of highlights. Zimbabwe import Brendan Taylor was one of the competition's form batsmen during his stint in the HRV Cup, finishing as the capital's second leading run scorer while James Franklin took the top honours and finished with an average of 38.57.

Having been riddled by injury in recent seasons, Wellington were buoyed by the return to fitness of fast bowler Mark Gillespie. Gillespie was spectacular during the Plunket Shield, picking up 30 wickets at 27.53. His consistency caught the eye of the BLACKCAPS selectors and he was subsequently selected to face South Africa in the second and third Tests. It was a great reward for the gritty Wellingtonian, who last represented the national side in 2009.

While there were a remarkable number of experienced players at Wellington's disposal, a number of young players were also given the chance to develop.

Both Harry Boam and Michael Pollard continued taking steps forward and are likely to become pivotal members of the team in future. Scott Kuggeleijn and Craig Cachopa made solid starts to their domestic careers and will have benefited from their time at that level.

A lack of consistency with the bat was a major issue for the Firebirds, who suffered a number of batting collapses at crucial times.

## PLUNKET SHIELD: 4TH

Opponent	Played	Won	Lost	Draw	Abandoned
Auckland Aces	2	1		1	
Canterbury Wizards	2	1		1	
Central Stags	2			2	
Northern Knights	2		1	1	
Otago Volts	2	1	1		
Overall	10	3	2	5	

## HRV CUP: 6TH

Opponent	Played	Won	Lost	Tie	Abandoned
Auckland Aces	2	1	1		
Canterbury Wizards	2		2		
Central Stags	2		2		
Northern Knights	2	2			
Otago Volts	2		1		1
Overall	10	3	6		1

## FORD TROPHY: 5TH

Opponent	Played	Won	Lost	Tie	Abandoned
Auckland Aces	2	1	1		
Canterbury Wizards	2	1	1		
Central Stags	1				1
Northern Knights	1		1		
Otago Volts	2	1	1		
Overall	8	3	4		1

## WOMEN'S DOMESTIC COMPETITION

The Canterbury Magicians were once again crowned Action Cricket Twenty20 champions but failed to retain the Action Cricket Cup (50-over competition), with the Auckland Hearts upsetting the table-toppers in the final.

The Magicians had another strong season and were looking good to defend their dual titles after finishing the regular season in both formats undefeated. They were at home to the Hearts for both finals, with the 50-over final at MainPower Oval in Rangiora and the Twenty20 final at Hagley Park in Christchurch.

The Hearts successfully chased down the home side's total of 202 to claim a five-wicket victory in the 50-over decider, with West Indies import Stafanie Taylor the standout performer, scoring 110 to set up the big win.

The Magicians took their chance at redemption the following day as they limited their opponents to just 84 in the Twenty20 final. Amy Satterthwaite's figures of four for 14 made sure the home side's total of 113 would be adequate as they wrapped up a 29-run victory.

## NATIONAL TOURNAMENTS

The Provincial A tournament replaced the Under-23 competition from last year and was contested in the 50-over and Twenty20 formats. The National Under-18 tournament involved the aforementioned as well as the three-day form of the game, with both competitions held at Bert Sutcliffe Oval in Lincoln.

Auckland won the Provincial A crown by easily overcoming Central Districts by eight wickets in the final Twenty20 match. They finished on 23 points, just one ahead of runners-up Wellington and four clear of Northern Districts in third.

Auckland were also victorious at the National Under-18 tournament and were assured of the trophy ahead of the final day's play. The conclusion of the competition saw them well ahead on 34 points, with Otago and Central tied for second on 27.

Auckland made it three from three by winning the Women's Under-21 tournament at Lincoln when they finished comfortably atop the field on 24 points. Northern were next best on 19 while Wellington were third with 17.

## MVP

The MVP is a joint initiative between New Zealand Cricket and the New Zealand Cricket Players' Association. The MVP is a ranking system that combines calculations from all aspects of a player's game and gives them a ranking against their peers.

Brendon McCullum won the international men's MVP, topping the rankings for both the ODI and Twenty20 formats. Doug Bracewell claimed the number one position in the Test arena.

Auckland Aces captain Gareth Hopkins and Canterbury Magicians all-rounder Frances Mackay lifted the men's and women's domestic MVP titles. Individual winners included Neil Wagner (Plunket Shield), Jimmy Neesham (men's one-day) and Martin Guptill (HRV Cup).

## UMPIRES

New Zealand umpires Brent (Billy) Bowden and Tony Hill continue to serve with distinction at venues around the world as members of the Emirates ICC Elite Panel of Umpires. Bowden has now umpired 70 Tests and 170 ODI fixtures, and Hill 31 Tests and 94 ODIs. NZC congratulates both umpires on their reappointment by the ICC to June 2013.

Chris Gaffaney and Gary Baxter were again NZC appointees to the ICC International Panel. Gaffaney was also appointed by the ICC to Intercontinental Cup fixtures in Canada and the World Cup T20 Qualifiers event in the UAE.

Through mutual exchange programmes, NZ umpires exchanged with colleagues from Cricket Australia and Cricket South Africa. The merit-based exchanges play an important part in umpire development and are a valued external validation of NZ standards.

Umpiring performances domestically remained steady. Umpiring is now closely scrutinised from all quarters, with players demanding high levels of performance in all formats of the game. Consequently, umpires are continuously challenged to seek the highest levels of accuracy in all decision making.

It is unfortunate to note that the NZ Cricket Umpires' and Scorers Association reports that active umpire numbers have fallen in the past year in five of the six MA regions. NZCUSA is not alone in this downturn in involvement in officiating, but the trend needs to be addressed with urgency against

a very challenging societal background of increased commercial, social and personal demands.

## SCORERS AND VIDEO ANALYSIS

The new strategic plan for scoring and scorers, drafted in 2010/11, was formalised in the document Scoring the Cricket World Cup 2015: A Four Year Strategic Plan for Scoring and Scorers, 2011 – 2015. The plan's main objective is to ensure that New Zealand Cricket is able to appoint world class scorers to all World Cup matches by retaining, recruiting and developing top quality scorers. This initiative will build on the work of the initial five-year plan to professionalise scoring and scorers, and ensure NZC has sustainable scoring resources for beyond the 2015 Cricket World Cup. The plan focuses on the four key areas of Retention & Recruitment, Training, Certification and Career Pathway.

During the 2011/12 season, a key new initiative was the appointment of one scorer from outside Canterbury to the women's international matches at Lincoln, which enabled some scorers to be involved in their first games at this level. The Tournament Scorers Programme was again implemented, with 16 scorers involved in the women's Under-21, men's Under-18 and men's Provincial A national tournaments at Lincoln - four more than in 2010/11. A record 292 matches were live scored on [www.blackcaps.co.nz](http://www.blackcaps.co.nz), including for the first time the 15 Gillette Cup finals matches at Lincoln in December.

As a means of recognising the contribution of scorers, the New Zealand



Cricket Umpires' and Scorers' Association introduced the 'Scorer of the Year' Award. Nominations were assessed by the six Regional Scoring Managers and the award was presented to Helen Simpson of Otago. Helen recorded her 42<sup>nd</sup> consecutive season as scorer for the Albion Cricket Club's senior men's team in 2011/12, and this was acknowledged at the NZCUSA Annual General Meeting in August. She has also scored for many seasons at Hawke Cup, domestic and international level and is thus an invaluable member of New Zealand's top scorers.

The plan to develop 'performance analysts' at domestic and international level began with the appointment of Rupert Lewis, a Level 3 coach from Auckland, as the BLACKCAPS Performance Analyst. Similarly, Glenn Pocknall fulfilled a similar role for the Wellington Firebirds during the 2011/12 domestic season, and it is hoped more Major Associations will follow this lead in 2012/13. A Performance Analysis Module was included in the Level 3 Coaching Certificate Programme for the first time, which exposed candidates to NZC's methods of video analysis, player scouting and statistical performance assessment. The module will run again in 2013.

#### GROUNDS AND FACILITIES

The provision of quality surfaces and facilities across all levels of cricket is of considerable importance to New Zealand Cricket.

The surfaces at International and First-Class venues across New Zealand continue to improve. Pitches were rated as

good or very good for 90% of matches during the 2011-12 season across all formats of cricket. NZC would like to thank all curators and ground authorities for the quality of grounds and facilities provided throughout New Zealand.

We are well provided for and are starting to maximise NZC's outdoor cricket facilities at Lincoln University. Playing surfaces were utilised to maximum effect over the 2011-12 season.

The three cricket ovals and two outdoor practice facilities hosted over 120 days of actual match day cricket and 150 training days. Only one day was affected by weather where play was cancelled. We are working on a number of key initiatives over the next 12 months.

Strategic projects include:

1. Development of a National Facilities Plan that provides a strategy for the effective provision of cricket facilities, enabling a measurable improvement in player experience and quality across all levels of the sport. This work is in partnership with Sport NZ.
2. Exploring the feasibility of a multi-code High Performance Sport Science Centre at Lincoln University offering the opportunity to generate pathways and linkages between professional sport, higher education and the commercial sector. This will benefit organisations as well as individuals that focus on all aspects of player welfare including post-sports career development.

#### RETIREMENTS

##### MICHAEL MASON

Michael Mason retired from all cricket at the end of the 2011/12 domestic season having represented the BLACKCAPS in all three formats during his 14-year career.

Mason first arrived on the International scene in an ODI match against Pakistan in 2003. He was unable to maintain a regular spot in any format but donned the limited overs uniform 29 times over a seven-year period. His final appearance for the BLACKCAPS was in a 2010 ODI match against Australia at Seddon Park in Hamilton.

Highlights from his career include best figures of four for 24 in an ODI against Sri Lanka in 2006, competing in the 2007 ICC World Cup and hitting the winning runs against Sri Lanka in an ODI in 2007.

The 37-year-old drew the curtain on his career in dramatic fashion, smashing 41 off 19 deliveries to lead the Central Stags to an unlikely victory in the Ford Trophy final.

Test summary:	
Matches	1
Runs	3
Batting average	1.50
Wickets	0
Bowling average	-

ODI summary:	
Matches	26
Runs	24
Batting average	8.00
Wickets	31

Bowling average	33.03
-----------------	-------

T20I summary:	
Matches	3
Runs	2
Batting average	2.00
Wickets	2
Bowling average	32.50

##### CRAIG CUMMING

Craig Cumming retired from all forms of cricket in March 2012, ending an illustrious 19-year career.

The Otago Volts player first represented the BLACKCAPS in an ODI against Pakistan in 2003 and followed that up with a Test debut in 2005 against Australia. He went on to play 13 ODIs and 11 Test matches for the BLACKCAPS over a six-year period.

He has also had prolific success at domestic level, scoring a record 6463 runs and 21 centuries for Otago in First-Class matches alone. Having previously represented Canterbury, Cumming captained Otago for 10 of his 12 seasons at the Volts.

Test summary:	
Matches	11
Runs	441
Batting average	25.94
Wickets	-
Bowling average	-

ODI summary:	
Matches	13
Runs	161
Batting average	13.41
Wickets	-
Bowling average	-

#### PETER INGRAM

Peter Ingram retired from all cricket at the end of the 2011/12 season having been a part of the BLACKCAPS in all three formats.

Despite never holding down a regular position, Ingram had a brief stint in the New Zealand side, beginning with a Twenty20 match against Bangladesh in 2010. He went on in the same series to make his ODI and Test debuts.

The 33-year-old played 13 matches for the BLACKCAPS, but also enjoyed a 10-year career for Central and finished as the province's second highest First-Class run scorer.

#### Test summary:

Matches	2
Runs	61
Batting average	15.25
Wickets	-
Bowling average	-

#### ODI summary:

Matches	8
Runs	193
Batting average	27.57
Wickets	-
Bowling average	-

#### T20I summary:

Matches	3
Runs	22
Batting average	11.00
Wickets	-
Bowling average	-

#### PETER MCGLASHAN

Peter McGlashan called stumps on a 12-year career which included four ODIs

and 11 Twenty20s for the BLACKCAPS.

A Twenty20 specialist and lively wicketkeeper, McGlashan made his international debut against Sri Lanka in 2006. He went on to play for New Zealand in the 2009 ICC Twenty20 World Cup.

The 33-year-old played his last match for the BLACKCAPS in 2010. He will be remembered for his unorthodox batting style, in particular the paddle sweep shot.

#### ODI summary:

Matches	4
Runs	63
Batting average	63.00
Wickets	-
Bowling average	-

#### T20I summary:

Matches	11
Runs	61
Batting average	7.62
Wickets	-
Bowling average	-

#### IN REMEMBRANCE

ERIC DEMPSTER, (1925-2011)  
BLACKCAP #62

Eric Dempster played five Test matches for New Zealand in 1953 and 1954.

His first appearance came against South Africa at Eden Park with the left-arm spinner taking the first wicket of the match by removing opener Jackie McGlew for 18. A memorable performance with the bat also came against South Africa. Batting at number eight in the order the left-hander hit an unbeaten 21 in the team's total of 79 in the fourth

Test at Johannesburg. He was then promoted to open the second innings, and made the side's top score of 47.

Mr Dempster represented Wellington in 52 matches during a career in which he forged a reputation as a solid all-rounder. He took 102 wickets at an average of 30.80 with career best figures of five for 46. With the bat, he scored 1593 runs at an average of 21.82 with seven half-centuries to go along with his highest score of 107.

#### PETER SHARP (1939-2012)

Peter Sharp will be remembered for his great service to cricket in New Zealand. He represented Canterbury in eight First-Class matches before starting a long and successful career as a cricket commentator.

He was also a highly regarded administrator, being a former NZC Board member, former President of Canterbury Cricket and a selector for the province.

Mr Sharp was heavily involved in the grassroots area of the sport, establishing the modified game of Kiwi cricket in New Zealand, as well as doing a great deal of outstanding work with coaches in the Canterbury area.

He was awarded the Bert Sutcliffe Medal in 2006 for his outstanding service to cricket.

#### CHRIS DOIG, CNZM OBE (1948-2012)

Chris Doig was NZC's Chief Executive from 1995 to 2001 following a 25-year career as a professional opera singer. During his time as Chief Executive he was responsible for a number of signifi-

cant changes that invigorated the game of cricket in New Zealand.

He was renowned for his excellent communication skills and had incredible passion and enthusiasm for the role. The Cricket Academy and High Performance Centre was established at Lincoln University during his tenure.

Mr Doig developed an excellent working relationship with (then) Board Chairman Sir John Anderson. Together they formed a highly regarded team at ICC level where New Zealand Cricket's reputation as a well managed organisation, with sound governance structures, was widely respected on the world stage.

He has been credited for being the major force behind the establishment of a Future Tours Programme for test cricket. The FTP remains in place today, and ensures NZC continues to enjoy home and away tours with all top cricket playing nations on a regular basis.

## 2010/11 NEW ZEALAND CRICKET AWARDS

Sir Richard Hadlee Medal

Winner: Chris Martin

The National Bank Test Player of the Year

Winner: Brendon McCullum

The National Bank One-Day International Player of the Year

Winner: Ross Taylor

The National Bank Twenty20 Player of the Year

Winner: Tim Southee

International Women's Player of the Year

Winner: Sara McGlashan

Domestic Player of the Year - Women

Winner: Sophie Devine

Domestic Player of the Year - Men

Winner: Rob Nicol

Winsor Cup

Winner: Chris Martin

Redpath Cup

Winner: Peter Ingram

Gillette Young Player of the Year

Winner: Simon Hickey - King's College

The Bert Sutcliffe Medal

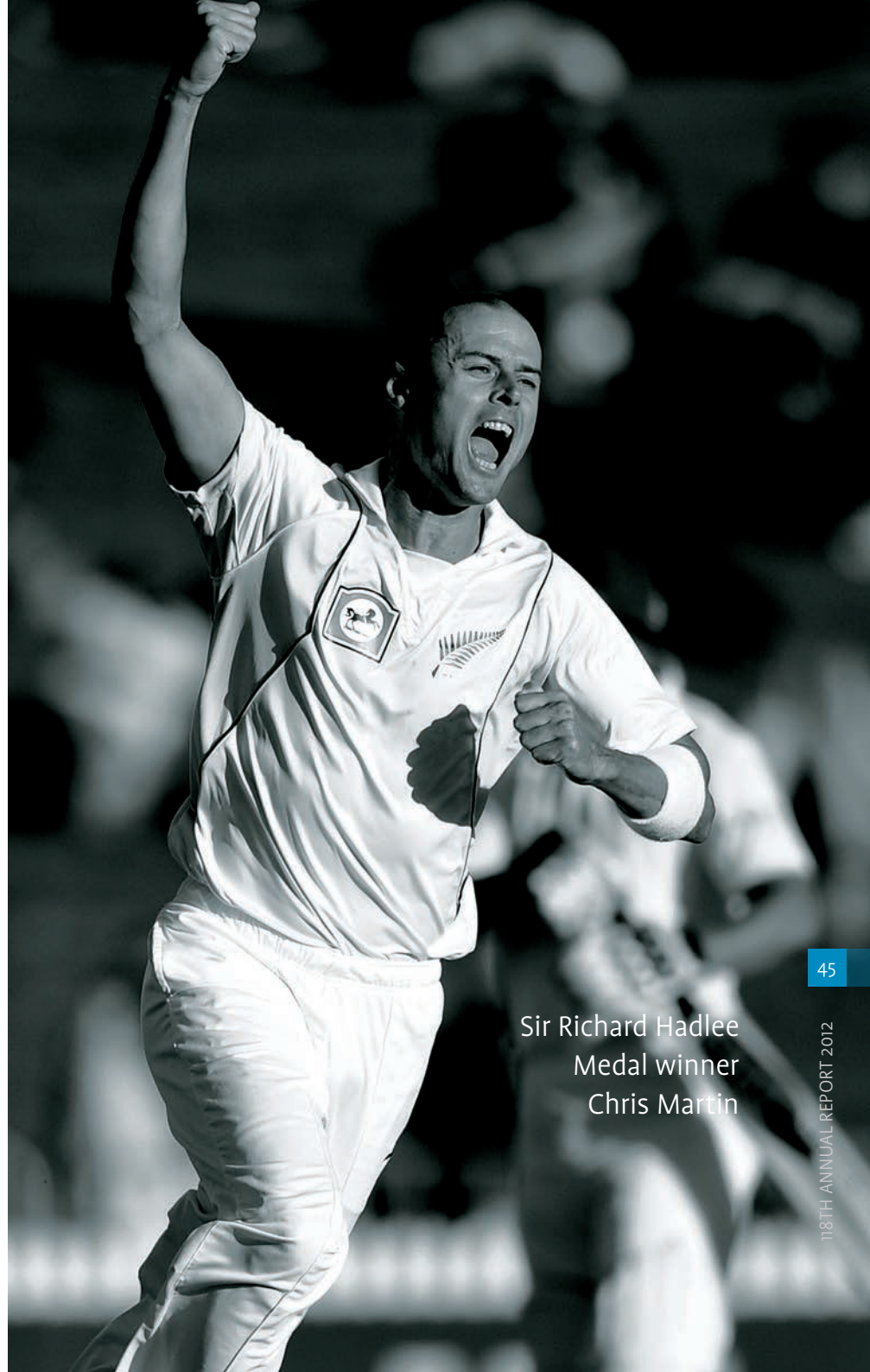
Winner: Ces Renwick

Sir Jack Newman Award

Winner: Nick Craig from Auckland

Fans Choice for Outstanding Individual Performance

Winner: Neil Wagner



Sir Richard Hadlee  
Medal winner  
Chris Martin



Through our representation on ICC committees, we continue to have an opportunity to influence the governance of the game.

## FAMILY OF CRICKET

### INTERNATIONAL CRICKET COUNCIL

New Zealand Cricket maintains a positive relationship with the ICC and acknowledges the important support it provides. Through our representation on ICC committees, we continue to have an opportunity to influence the governance of the game.

In June 2012, Alan Isaac was elected ICC Vice-President following a joint nomination by Cricket Australia and New Zealand Cricket and succeeds Sharad Pawar as ICC President for a two-year term.

Mr Isaac is also the first New Zealander to have held the position of ICC President. He has an impressive background in business and cricket administration and has already made a significant contribution to the ICC and NZC.

### MAJOR ASSOCIATION GRANTS

Following a review by PricewaterhouseCoopers, a new distributions policy was implemented whereby all funding for an association went through the major association concerned, and they in turn were responsible for distributions to their districts and clubs. This was based around a base rate for each association, a small allowance for extraordinary factors such as size of a region and ability to generate other revenue, with the balance distributed based on the number of players within each region.

Financially, the results for the major associations are quite variable, with Cricket Wellington posting a significant loss after depreciation for the year,

and both Northern Districts and Otago showing good solid surpluses for the year. Generating revenue from sources other than grants from NZC and Gaming Funding continues to be an issue for major associations and districts, and proposals to change the way in which Gaming Funding grants are distributed are of considerable concern to grassroots sport in this country.

### NEW ZEALAND CRICKET MUSEUM

All performance objectives as per the New Zealand Cricket Museum's Business Plan 2011/12 were achieved or exceeded in the financial year, with the exception of actual visitors to the museum. The total of 2342 visitors was 601 fewer than the attendance record (2943) established in 2010/11. This was largely due to the museum's lowest attendance in nine years for a test match (172), and also the museum being stickered with 'earthquake prone building' notices in early February, which undoubtedly had a significant effect on visitor numbers. However, this has been offset by the inclusion of website visitors in the museum's records which are averaging about 700 a month. The total of 37 visits by school and community groups equalled the previous year's record. The museum's annual survey results again revealed visitors' positive perceptions and views of the museum, with visitor satisfaction and overall quality ratings of 100% for the seventh year in a row.

### DISTRICT CRICKET

This year NZC changed the way in which districts were funded. Apart from the Hawke Cup competition all funding for


districts is now through their major association. This was as a result of a change to the way in which grassroots funding is distributed following a review by PricewaterhouseCoopers.

We continue to look at the way in which districts are administered although no one structure fits all. A more efficient administrative system will hopefully lead to more funds being available for cricket.

The Hawke Cup was a triumph for Hamilton, who repulsed challenges from Counties-Manukau, Wairarapa, Southland and Nelson during the year. This continues to be the pinnacle of the districts' representative season and to hold the Hawke Cup is something all districts strive for.

Financially, the results for the major associations are quite variable, with Cricket Wellington posting a significant loss after depreciation for the year, and both Northern Districts and Otago showing good solid surpluses for the year.





SUSTAINABLE GROWTH OF THE GAME

Almost 10,500 boys and girls enrolled in introductory modified formats of the game through the NZC Have-A-Go Cricket and NZC Kiwi Cricket programmes.



## SUSTAINABLE GROWTH OF THE GAME

NEW ZEALAND CRICKET HAS CONTINUED TO INVEST IN ITS NATIONAL DEVELOPMENT PROGRAMME THROUGHOUT THE YEAR, WITH ANOTHER POSITIVE IMPACT ON GROWTH IN PLAYER NUMBERS.

Almost 10,500 boys and girls enrolled in introductory modified formats of the game through the NZC Have-A-Go Cricket and NZC Kiwi Cricket programmes. Many parents and teachers also took the opportunity to be involved, and more than 1600 were trained as junior coaches to help run these programmes.

These initiatives produce significant outcomes for grassroots cricket, including increasing participation, expanding the network of enthusiastic coaches and developing exceptionally talented young players, some of whom are now appearing in First-Class and International cricket.

### 2011/12 CENSUS

The 2011/12 New Zealand Cricket census shows 111,829 participants in all forms of the game. Of these 55% play traditional club cricket, 16% are involved in the Kiwi Cricket programme, 6% are involved with the Have-A-Go programme and 23% play in other competitions such as twilight cricket, midweek cricket and corporate competitions.

Overall, participant numbers are 1.2% up on 2010/11 due mainly to an increase in participants in modified midweek competitions.

### NATIONAL SCHOOL TOURNAMENTS 2011/12

New Zealand Cricket through its National Development Department organise and run five national competitions. More than 9500 players from over 820 schools now compete in these competitions.

The 2011/12 winners were:

Gillette Cup:  
Kings College

NZCT Secondary School Girls:  
Christchurch Girls High School

NZCT Secondary School Junior Boys:  
Otago Boys High School

NZC Cup (primary boys):  
Tauranga Intermediate

NZC Shield (primary girls):  
Takapuna Normal Intermediate

### VOLUNTEER RECOGNITION

Volunteers are essential to the effective running of the game of cricket and every year thousands of people give up their time to help grow the game at grassroots level.

Because of this dedication to grassroots cricket, New Zealand Cricket is proud to honour the recipients of the 2011/12 Development Awards. The winners were

Best Club Cricket Initiative:  
Ellerslie Cricket Club (Auckland)

Best Women's Cricket Initiative:  
Christchurch Girls High School (Canterbury)

Best Youth Cricket Initiative:  
Kelston Girls College (Auckland)

Best Junior Cricket Initiative:  
Lincoln Primary School (Canterbury)

Service to Cricket Award:  
Dave Gillespie (Wellington)

### COACHING

The first intake of coaches on the re-structured NZC Level 3 Coach Education Programme completed their two-year programme in July this year. This was a very successful intake of coaches which included NZC Under 19 coach Paul Wiseman, Haidee Tiffen (former White Ferns captain and now Auckland Hearts coach), Shane Bond and Rupert Lewis (current video analyst for the BLACKCAPS).

It was encouraging to see that over the past year we have had 684 coaches complete the NZC Coaching a Cricket Team course, the highest number recorded. This course is the third of six courses on our coaching pathway and the last of the non-examinable courses. It is designed for parents, teachers and volunteers who are coaching 11 a-side cricket teams using a hard ball.

Another positive was the establishment of a key partnership with Siliconcoach, a Dunedin-based company specialising in video analysis. The benefits from the partnership have already been evident, with Siliconcoach helping to develop and implement a new online coaching resource for the NZC Coaching a Cricket Team course.

It was encouraging to see that over the past year we have had 684 coaches complete the NZC Coaching a Cricket Team course, the highest number recorded.

This was the first year of a new three-year agreement with the National Bank who continue to be an excellent partner through their enduring support of cricket.



## BUSINESS OF CRICKET

THIS WAS THE FIRST YEAR OF A NEW THREE-YEAR AGREEMENT WITH THE NATIONAL BANK WHO CONTINUE TO BE AN EXCELLENT PARTNER THROUGH THEIR ENDURING SUPPORT OF CRICKET AND THE STRONG LEVERAGING OF THEIR SPONSORSHIP. THEIR NATIONAL GRANTS SCHEME PROVIDES VALUABLE RESOURCE FOR CLUBS, SCHOOLS AND INDIVIDUALS THROUGHOUT THE COUNTRY.

SKY Television excelled with their coverage of both domestic and international cricket. An unprecedented 22 matches of HRV Cup were screened and production standards of their international coverage were world class.

The Radio Network continued to be the voice of summer with their reporting on international cricket and the HRV Cup. The Plunket Shield was covered via webcast for the first time, opening up cricket commentary to a new broadcast format.

HRV re-signed during the year for a further three seasons. Their support of the flagship domestic competition has been outstanding and new developments in that area will see this competition go from strength to strength.

Ford extended their relationship with NZC and in doing so became the principal sponsor of the Ford Trophy, the domestic one-day competition.

We continued to enjoy the support of Action Indoor Sports (White Ferns, women's domestic one-day and Twenty20 sponsor) Gillette (Gillette Cup) IHG (NZC's hotels of choice) PowerAde CCC and Air New Zealand.

In the development arena, MILO exited their long-term sponsorship after the organisation underwent a major review of their priorities.

Sport NZ continued to provide invaluable support through funding, administrative and mentoring initiatives.

### THE NATIONAL BANK SERIES

The National Bank series was plagued by weather issues, particularly at key matches. The Eden Park ODI was played despite a weather bomb warning and the same venue's Twenty20 was also rain-affected. Strong walk-up crowds are typical in Auckland and the two weather events took that opportunity away.

The tour lost momentum after the Twenty20 matches when the South Africans took control of the series, losing only one match on the entire tour.

The National Bank continued a strong leveraging programme through their Super Camps programme plus multiple at-ground initiatives.

Test matches remain the most family-centric events with access for spectators to the playing surface at lunch being a popular initiative.

The Family Pack offer had an extremely strong uptake, proving once again the need for targeted ticket pricing.

### COMMERCIAL PARTNERS AND SPONSORS

Air New Zealand Travel

Canterbury of New Zealand (CCC)  
Apparel and merchandise sponsor and supplier

Carnegie Sports Marketing  
Ground signage supplier

Ford New Zealand  
Official vehicle partner

Fuji Xerox  
Document solutions providers

HRV  
Men's domestic Twenty20 competition

ACCOR Hotels  
Accommodation supplier

Lion Nathan  
Pourage rights holder and official beer

New Zealand Community Trust  
Funding partner

New Zealand Trade and Enterprise  
Official sponsor

Perry Foundation  
Funding partner

Photosport  
Photographic supplier

Pitch International  
Sponsorship and media rights partner

PowerAde  
Sports drink sponsor

SellAgence (Gillette)  
Secondary School Boys' tournament

SKY Television  
Television rights holder

Southern Trust  
Funding partner

Sport New Zealand  
Sports development partner

Specsavers  
Cricket umpires sponsor

Spectrum Print  
Print sponsor and supplier

TAB  
Sports betting

The National Bank  
The National Bank Series

The Radio Network  
Radio Broadcast partner

Ticketek  
Ticketing partner





## BLACKCAPS RESULTS 2011/2012

### TESTS

#### Zimbabwe, November 2011

1st Test, Bulawayo: won by 34 runs

#### Australia, December 2011

1st Test, Brisbane: lost by 9 wickets

2nd Test, Hobart: won by 7 runs

#### National Bank Series v Zimbabwe, January 2012

1st Test, Napier: won by an innings and 301 runs

#### National Bank Series v South Africa, March 2012

1st Test, Dunedin: Match drawn

2nd Test, Hamilton: lost by nine wickets

3rd Test, Wellington: Match drawn

#### West Indies, July-August 2012

1st Test, Antigua: lost by 9 wickets

2nd Test, Kingston: lost by 5 wickets

### ONE DAY INTERNATIONALS

#### Zimbabwe, October 2011

1st ODI, Harare: won by 9 wickets

2nd ODI, Harare: won by 6 wickets

3rd ODI, Bulawayo: lost by 1 wicket

#### National Bank Series v Zimbabwe, February 2012

1st ODI, Dunedin: won by 90 runs

2nd ODI, Whangarei: won by 141 runs

3rd ODI, Napier: won by 202 runs

#### National Bank Series v South Africa, February-March 2012

1st ODI, Wellington: lost by 6 wickets

2nd ODI, Napier: lost by 6 wickets

3rd ODI, Auckland: lost by 5 wickets

#### West Indies, July 2012

1st ODI, Kingston: lost by 9 wickets (D/L)

2nd ODI, Kingston: lost by 55 runs

3rd ODI, St Kitts: won by 88 runs

4th ODI, St Kitts: lost by 24 runs

5th ODI, St Kitts: lost by 20 runs

### TWENTY20 INTERNATIONALS

#### Zimbabwe, October 2011

1st T20, Harare: won by 10 wickets

2nd T20, Harare: won by 34 runs

#### Zimbabwe, February 2012

1st T20, Auckland: won by 7 wickets

2nd T20, Hamilton: won by 5 wickets

#### South Africa, February 2012

1st T20, Wellington: won by 6 wickets

2nd T20, Hamilton: lost by 8 wickets

3rd T20, Auckland: lost by 3 runs

#### West Indies, June 2012

1st T20, Florida: lost by 56 runs

2nd T20, Florida: lost by 61 runs

## BLACKCAPS AVERAGES 2011/2012

### TEST

BATTING	Mat	Inn	No	Runs	HS	Ave	100	50
BJ Watling	2	3	1	144	102*	72.00	1	0
Trent Boult	3	4	3	59	33*	59.00	0	0
Ross Taylor	8	14	3	587	122*	53.36	1	3
Brendon McCullum	8	15	1	483	84	34.50	0	4
Dean Brownlie	6	11	1	340	77*	34.00	0	3

BOWLING	Mat	Inn	Overs	Mdns	Runs	Wkts	Bbm	Ave
Mark Gillespie	2	4	58.4	9	251	11	6/168	22.81
Doug Bracewell	8	16	253.3	50	806	33	9/60	24.42
Chris Martin	8	16	255.2	52	840	30	8/31	28.00
Martin Guptill	8	4	14	0	60	2	1/18	30.00
Trent Boult	3	6	77	16	270	8	4/80	33.75

### ONE DAY INTERNATIONAL

BATTING	Mat	Inn	No	Runs	HS	Ave	Sr	100	50
Ross Taylor	5	4	0	268	119	67.00	91.15	2	0
Brendon McCullum	11	11	1	517	119	51.70	96.45	1	3
BJ Watling	5	5	1	191	72*	47.75	85.26	0	2
Martin Guptill	13	13	0	579	105	44.53	83.07	1	6
Kane Williamson	14	13	2	444	100*	40.36	81.02	1	3

BOWLING	Mat	Inn	Overs	Mdns	Runs	Wkts	Ave	Econ
Kane Williamson	14	7	14.2	0	86	4	21.50	6.00
Jacob Oram	8	8	65.3	3	307	14	21.92	4.66
Kyle Mills	10	10	79.2	10	330	13	25.38	4.15
Michael Bates	2	2	14	1	52	2	26.00	3.71
Rob Nicol	14	12	46.3	1	267	10	26.70	5.74

### TWENTY 20 INTERNATIONALS

BATTING	Mat	Inn	No	Runs	HS	Ave	Sr	100	50
Jesse Ryder	3	2	1	82	52	82.00	126.15	0	1
Martin Guptill	8	8	3	378	91*	75.60	138.97	0	3
James Franklin	7	4	2	105	60	52.50	177.96	0	1
Brendon McCullum	7	7	1	252	81*	42.00	175.00	0	2
Kane Williamson	8	7	2	142	48	28.40	131.48	0	0

BOWLING	Mat	Inn	Overs	Mdns	Runs	Wkts	Ave	Econ
Nathan McCullum	9	9	24	0	171	10	17.10	7.12
Rob Nicol	8	8	12	0	93	4	23.25	7.75
Michael Bates	3	3	11	0	107	4	26.75	9.72
Tim Southee	6	6	24	0	203	6	33.83	8.45
Kane Williamson	8	4	6.4	0	70	2	35.00	10.5



## WHITE FERNS RESULTS 2011/2012

### ONE DAY INTERNATIONALS

#### Rose Bowl series v Australia, January 2012

- 1st ODI, Brisbane: match abandoned
- 2nd ODI, Brisbane: match abandoned
- 3rd ODI, Brisbane: lost by 9 wickets

#### England, March 2012

- 1st ODI, Lincoln: lost by 5 wickets
- 2nd ODI, Lincoln: lost by 60 runs
- 3rd ODI, Lincoln: lost by 6 wickets

### TWENTY20 INTERNATIONALS

#### Women Twenty20 International Series v Australia, January - February 2012

- 1st T20, Sydney: lost by 4 wickets
- 2nd T20, Sydney: lost by 59 runs
- 3rd T20, Sydney: lost by 7 runs
- 4th T20, Sydney: won by six wickets
- 5th T20, Melbourne: lost by 20 runs

#### England, February 2012

- 1st T20, Wellington: lost by 6 wickets
- 2nd T20, Hamilton: lost by 48 runs
- 3rd T20, Auckland: lost by 10 runs (D/L)
- 4th T20, Invercargill: match abandoned
- 5th T20, Invercargill: lost by six wickets



## DOMESTIC COMPETITIONS 2011/2012

### PLUNKET SHIELD

	P	W	Bat Pts	Bowl Pts	Tot Pts
Northern Knights	10	4	16	32	96
Central Stags	10	4	10	31	89
Auckland Aces	10	3	17	29	82
Wellington Firebirds	10	3	12	29	77
Otago Volts	10	2	7	30	61
Canterbury Wizards	10	1	15	30	57

### FORD TROPHY

	P	W	L	NR	A	BP	Tot Pts
Central Stags	8	3	1	2	2	2	22
Auckland Aces	8	4	3	0	1	2	20
Otago Volts	8	3	2	1	2	1	19
Canterbury Wizards	8	3	3	1	1	1	17
Wellington Firebirds	8	3	4	1	0	1	15
Northern Knights	8	2	5	1	0	0	10

### HRV CUP TWENTY20

	P	W	L	NR	A	Tot Pts
Auckland Aces	10	7	2	0	1	30
Canterbury Wizards	10	6	2	1	1	28
Northern Knights	10	4	5	0	1	18
Otago Volts	10	3	4	1	2	18
Central Stags	10	3	5	0	2	16
Wellington Firebirds	10	2	7	0	1	10

### ACTION CRICKET CUP

	P	W	L	A	Bonus	Tot Pts
Canterbury Magicians	5	5	0	0	2	22
Auckland Hearts	5	2	1	2	2	14
Wellington Blaze	5	2	1	2	1	13
Northern Spirit	5	1	2	2	1	9
Otago Sparks	5	1	4	0	0	4
Central Hinds	5	0	3	2	0	4

### ACTION CRICKET TWENTY20

	P	W	L	NR	A	Tot Pts
Canterbury Magicians	10	9	0	0	1	38
Auckland Hearts	10	6	1	1	2	30
Wellington Blaze	10	6	3	0	1	26
Northern Spirit	10	2	6	1	1	12
Central Hinds	10	2	7	0	1	10
Otago Sparks	10	1	9	0	0	4

## FINANCIAL RESULT

The 2011/12 financial year completes the second year under a new financial cycle following the eight year partnership agreement signed between New Zealand Cricket Inc., the New Zealand Cricket Players' Association and the Major Associations.

NZC ended the year with a P&L deficit of \$1.87m and equity of +\$7.97m. It was always forecast to be a difficult year financially due to the lack of an ICC event and this was reflected in NZC's budgeted deficit of \$7.30m. Our actual result therefore shows an improvement over budget by +\$5.43m.

NZC this year signed two important broadcasting rights contracts, with Pitch International LLC agreeing terms for an eight year international rights deal and SKY TV for a two year domestic rights agreement. The terms of both contracts were more favourable than anticipated and the additional sign-on fee from Pitch International was the key reason for NZC's positive performance against budget.

Key revenue shortfalls were caused by the unfilled sponsorships for the BLACKCAPS' naming rights and the national development programme (previously covered by the 'MILO' sponsorship from Nestle).

Gate income from both the inbound Zimbabwe and South Africa tours were below expectations. Some key games were adversely affected by inclement weather but South Africa's dominance after the third Twenty20 International also had an impact on crowd figures for the one-day and Test series.

Foreign revenue streams continue to be very significant to NZC's financial outcomes. The US\$-NZ\$ currency fluctuation was volatile during the year, averaging NZ\$1 = US0.80c with a low of 0.75 and high of 0.86. The treasury policy put in place two years ago provides some certainty on known future revenues.

NZC undertook a cost reduction programme during the year to ensure the organisation lives within its means. As a result, operating costs were only \$60,000 above last year despite the one-off costs associated with the relocation of support services to Auckland and the increased inbound international programme compared to a year earlier.

Overall the net grants paid to Major Associations were similar to the previous year.

At the beginning of the year there were some outstanding insurance issues around the claim of costs relating to the Christchurch earthquake. These were settled in full during the year to cover earthquake-related expenses and the cost of replacement assets.

NZC implemented its new SAP accounting system from the beginning of the year. This has allowed greater transparency of financial information. It will enable NZC to provide best-in-class strategic financial information in future.

### LOOKING FORWARD

The eight year Master Agreement

sets our financial targets to 2018 and all parties in the agreement understand the nature of revenue streams, especially around ICC events which have non-annual cycles. For the 2012/13 financial year there are two major events; the ICC World Twenty20 in Sri Lanka in September/October 2012 and the Champions Trophy in England in June 2013.

Looking ahead, the next ICC event will be the ICC World Twenty20 in Bangladesh in April 2014 (following financial year).

NZC is delighted to have secured both international and domestic broadcasting rights contracts this year which provide a large degree of revenue certainty for the coming seasons.

In addition, a large part of NZC's longer term financial stability is tied to a successful ICC Cricket World Cup being co-hosted by New Zealand and Australia in March 2015. Management entities on both sides of the Tasman are now in place to help ensure the event is a success.



NEW ZEALAND CRICKET INC.  
SUMMARY FINANCIAL STATEMENTS  
FOR THE 12 MONTHS ENDED 31 JULY 2012

STATEMENT OF COMPREHENSIVE INCOME FOR THE 12 MONTHS ENDED 31 JULY	12 Months to July 2012 \$	12 Months to July 2011 \$
<b>Revenue</b>	39,464,476	44,642,798
<b>Other Income</b>	246,118	49,284
<b>Expenditure:</b>		
Remuneration	5,184,985	4,966,905
Contractors and Service Providers	1,252,814	1,536,934
Player Pool	4,709,364	4,968,970
Grants, Levies and Royalties	2,216,687	2,368,562
Commissions	1,292,735	1,067,223
Match and Tour Expenses	3,331,725	2,559,984
Team Preparation and Player Support	184,300	412,518
Travel	4,058,858	3,053,303
Marketing and Promotion	1,262,285	2,015,294
Administration	1,012,187	1,832,788
Depreciation	441,833	390,405
Financing	311,627	168,371
Other	2,510,427	2,368,066
<b>Total Expenditure</b>	<b>27,769,829</b>	<b>27,709,320</b>
<b>Net Operation Profit</b>	<b>11,940,766</b>	<b>16,982,762</b>
Less Grants to Associations and domestic player payments		
- General and other grants	9,764,412	10,154,616
- Domestic player payments	3,745,453	3,920,019
	13,509,865	14,074,635
<b>Net Operating Profit (Loss) After Distributions</b>	<b>(1,569,099)</b>	<b>2,908,127</b>
Less Discretionary Grants to Major Associations	300,675	311,343
<b>Net Profit (Loss) For The Period</b>	<b>(1,869,774)</b>	<b>2,596,784</b>
<b>Other Comprehensive Income</b>		
Cashflow hedges:		
Gain/(Loss) taken to reserves	299,789	1,626,752
Transferred to Profit and Loss	(246,118)	(1,350,027)
<b>Other Comprehensive Income</b>	<b>53,671</b>	<b>276,725</b>
<b>Total comprehensive income/(loss) for the period</b>	<b>(1,816,103)</b>	<b>2,873,509</b>

NEW ZEALAND CRICKET INC.  
STATEMENT OF FINANCIAL POSITION  
AS AT 31 JULY 2012

ASSETS	As at July 2012 \$	As at July 2011 \$
<b>CURRENT ASSETS</b>		
Cash and Cash Equivalents	5,745,355	3,586,260
Trade and Other Receivables	2,545,034	3,185,543
Prepayments	1,160,101	3,706,301
Derivative Financial Instruments	375,607	545,681
Inventories	496,800	472,587
<b>TOTAL CURRENT ASSETS</b>	<b>10,322,897</b>	<b>11,496,372</b>
<b>NON-CURRENT ASSETS</b>		
Property, Plant and Equipment	1,466,997	1,608,919
Other non-Current Assets	26,938	256,380
Derivative Financial Instruments	276,296	-
Intangible Assets	393,960	20,156
<b>TOTAL NON-CURRENT ASSETS</b>	<b>2,164,191</b>	<b>1,885,455</b>
<b>TOTAL ASSETS</b>	<b>12,487,089</b>	<b>13,381,827</b>
<b>CURRENT LIABILITIES</b>		
Trade and Other Payables	2,432,210	1,712,923
Employee Entitlements	340,299	419,214
Income in Advance	1,690,644	1,462,203
Derivative Financial Instruments	9,895	1,296
<b>TOTAL CURRENT LIABILITIES</b>	<b>4,473,048</b>	<b>3,595,636</b>
<b>NON-CURRENT LIABILITIES</b>		
Derivative Financial Instruments	43,952	-
<b>TOTAL NON-CURRENT LIABILITIES</b>	<b>43,952</b>	<b>-</b>
<b>TOTAL LIABILITIES</b>	<b>4,517,000</b>	<b>3,595,636</b>
<b>NET ASSETS</b>	<b>7,970,089</b>	<b>9,786,191</b>
<b>EQUITY</b>	<b>7,970,089</b>	<b>9,786,191</b>

For and on behalf of New Zealand Cricket Inc., which authorised these Financial Statements on

Chris Moller  
Chairman



David White  
Chief Executive



NEW ZEALAND CRICKET INC.  
STATEMENT OF CHANGES IN EQUITY  
FOR THE 12 MONTHS ENDED 31 JULY 2012

	Cashflow Hedge reserve \$	Retained earnings \$	Total \$
<b>Balance at 31 July 2010</b>	267,660	6,645,022	6,912,682
Other Comprehensive income	276,725	-	276,725
Net profit (loss) for the period	<u>-</u>	<u>2,596,784</u>	<u>2,596,784</u>
<b>Total comprehensive income and expense for the period</b>	<b>276,725</b>	<b>2,596,784</b>	<b>2,873,509</b>
<b>Balance at 31 July 2011</b>	<u><b>544,385</b></u>	<u><b>9,241,806</b></u>	<u><b>9,786,191</b></u>
Other Comprehensive income	53,671	-	53,671
Net profit (loss) for the period	<u>-</u>	<u>(1,869,774)</u>	<u>(1,869,774)</u>
<b>Total comprehensive income and expense for the period</b>	<b>53,671</b>	<b>(1,869,774)</b>	<b>(1,816,103)</b>
<b>Balance at 31 July 2012</b>	<u><b>598,056</b></u>	<u><b>7,372,032</b></u>	<u><b>7,970,089</b></u>



NEW ZEALAND CRICKET INC.  
STATEMENT OF CASHFLOWS  
FOR THE 12 MONTHS ENDED 31 JULY 2012

	12 Months to July 2012 \$	12 Months to July 2011 \$
<b>Cash flows from operating activities</b>		
Cash was provided from:		
Receipts from Sponsorship, Grants and Other Activities	42,191,793	44,605,851
Interest Received	<u>32,644</u>	<u>30,323</u>
	42,224,436	44,636,174
Cash was applied to:		
Payments to Suppliers and Employees	(25,488,464)	(32,138,729)
Grants to Associations	(13,810,540)	(14,385,978)
Interest Paid	<u>(311,627)</u>	<u>(94,325)</u>
	(39,610,831)	(46,619,032)
<b>Net Cash Inflow (Outflow) from operating activities</b>	<b><u>2,613,605</u></b>	<b><u>(1,982,858)</u></b>
<b>Cash flows from investing activities</b>		
Cash was applied to:		
Purchase of Property, Plant and Equipment	(441,959)	(752,731)
<b>Net Cash Outflow from investing activities</b>	<b><u>(441,959)</u></b>	<b><u>(752,731)</u></b>
<b>Cash flows from financing activities</b>		
Cash was provided from:		
Proceeds from Loan Facility	8,000,000	5,245,000
Cash was applied to:		
Payment of Loan Facility	8,000,000	5,245,000
<b>Net Cash Inflow (Outflow) from financing activities</b>	<b><u>-</u></b>	<b><u>-</u></b>
<b>Net increase (decrease) in cash and cash equivalents</b>	<b>2,171,646</b>	<b>(2,735,589)</b>
Cash and cash equivalents at the beginning of the period	3,586,260	6,272,565
Effect of exchange rate fluctuations	<u>(12,551)</u>	<u>49,284</u>
	5,745,355	6,321,849
<b>Cash and cash equivalents at the end of the period</b>	<b><u>5,745,355</u></b>	<b><u>3,586,260</u></b>

**NEW ZEALAND CRICKET INC.  
SUMMARY FINANCIAL STATEMENTS  
FOR THE 12 MONTHS ENDED 31 JULY 2012**

**BASIS OF PREPARATION**

These summary financial statements have been prepared in compliance with “Financial Reporting Standard No.43 – Summary Financial Statements” issued by the Financial Reporting Standards Board of the New Zealand Institute of Chartered Accountants (May 2007). The summary financial statements cannot provide as complete an understanding as the full Annual Report which is available on request from New Zealand Cricket Inc., PO Box 180, Lincoln University 7647, Christchurch, or from the New Zealand Cricket Inc. website [www.blackcaps.co.nz](http://www.blackcaps.co.nz).

These summary financial statements have been extracted from the New Zealand Cricket Inc. 31 July 2012 Annual Report which was issued by the Board of New Zealand Cricket Inc. on 27 September 2012. The Annual Report received an unqualified audit opinion dated 28 September 2012. The summary financial statements were issued by the Board of New Zealand Cricket Inc. on 27 September 2012, and an unqualified audit opinion dated 28 September 2012 has been received. The summary financial statements are presented in New Zealand Dollars rounded to the nearest dollar.

New Zealand Cricket Inc. is a New

Zealand incorporated society under the Incorporated Societies Act 1908. New Zealand Cricket Inc. is responsible for the promotion and administration of cricket in New Zealand. Domestic cricket and development programmes are coordinated through Major Associations, who in addition assist with hosting arrangements of International Teams. The Major Associations do not directly form part of the operations of New Zealand Cricket Inc. New Zealand Cricket Inc. operates the High Performance Centre at Lincoln University and manages New Zealand cricket teams touring offshore. Accordingly, the Board has designated itself as a public benefit entity for the purposes of New Zealand equivalents to International Financial Reporting Standards (NZ IFRS).

The full set of financial statements included in the Annual Report has been prepared in accordance with New Zealand Generally Accepted Accounting Practice (NZ GAAP). The full set complies with NZ IFRS, and other applicable Financial Reporting Standards, as appropriate for public benefit entities. These summary financial statements are in accordance with the recognition and measurement requirements of NZ IFRS but, in accordance with FRS-43, do not, nor are required to comply with the presentation and disclosure

requirements of NZ IFRS. The summary financial statements are in respect of New Zealand Cricket Inc.’s full financial statements.

**CHANGES IN ACCOUNTING POLICIES AND NZ IFRS**

There have been no changes in accounting policies. Policies have been applied on bases as consistent as possible with those used in previous years.

**RECLASSIFICATION**

Items within “Total Expenditure” for the 2011 financial year have been reclassified to correspond with current year classification.

**OTHER NOTES**

New Zealand Cricket Inc. is exempt from income tax as a promoter of amateur sport under section CW46 of the Income Tax Act 2007.

Details relating to transactions with related parties (predominantly Major and District Associations) are fully disclosed in Note 20 of the full financial statements.

**Independent Auditor's Report****To the members of New Zealand Cricket Inc.**

The summary financial statements on pages 70 to 79, which comprise the summary statement of financial position as at 31 July 2012, the summary statement of comprehensive income, summary statement of changes in equity and summary cash flow statement for the year then ended, and related notes, are derived from the audited financial statements of New Zealand Cricket Inc. for the year ended 31 July 2012. We expressed an unmodified audit opinion of those financial statements in our report dated 28 September 2012. Those financial statements, and the summary financial statements, do not reflect the effects of events that occurred subsequent to the date of our report on those financial statements.

The summary financial statements do not contain all the disclosures required for full financial statements under generally accepted accounting practice in New Zealand. Reading the summary financial statements, therefore, is not a substitute for reading the audited financial statements of New Zealand Cricket Inc.

This report is made solely to the society's members, as a body, in accordance with its rules. Our engagement has been undertaken so that we might state to the society's members those matters we are required to state to them in our report and for no other purpose. To the fullest extent permitted by law, we do not accept or assume responsibility to anyone other than the society and the society's members as a body, for our work, for this report, or the opinions we have formed.

**Directors' Responsibility / Responsibilities of the Members of the Governing Body**

The board of directors are responsible for the preparation of summary financial statements in accordance with FRS-43: Summary Financial Statements.

**Auditor's Responsibilities**

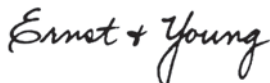
Our responsibility is to express an opinion on the summary financial statements based on our procedures, which were conducted in accordance with international Standard on Auditing (New Zealand) (ISA(NZ)) 810, "Engagements to Report on Summary Financial Statements."

Ernst and Young provide technical advice and other agreed upon procedures to New Zealand Cricket Inc.

Partners and employees of our firm may deal with the society on normal terms within the ordinary course of trading activities of the business of the society.

**Opinion**

In our opinion, the summary financial statements derived from the audited financial statements of New Zealand Cricket Inc. for the year ended 31 July 2012 are consistent, in all material respects, with those financial statements, in accordance with FRS-43.



28 September 2012  
Christchurch

NZC Board meeting attendances during 2011/12:

Chris Moller: 17

Bill Francis: 17

Sir John Hansen: 15

Rob Hart: 15

Stuart Heal: 11

Brent King: 17

Don Mackinnon: 14

Therese Walsh: 14

Please note that Don Mackinnon and Therese Walsh were elected as NZC Board members in October 2011 and were therefore not required to attend the August and September 2011 meetings.



Spectrum Print

Pre-press and print production  
by Spectrum Print, Christchurch

*photosport*

Sports photography supplied  
by Photosport